



MORIWAKI JUNIOR CUP

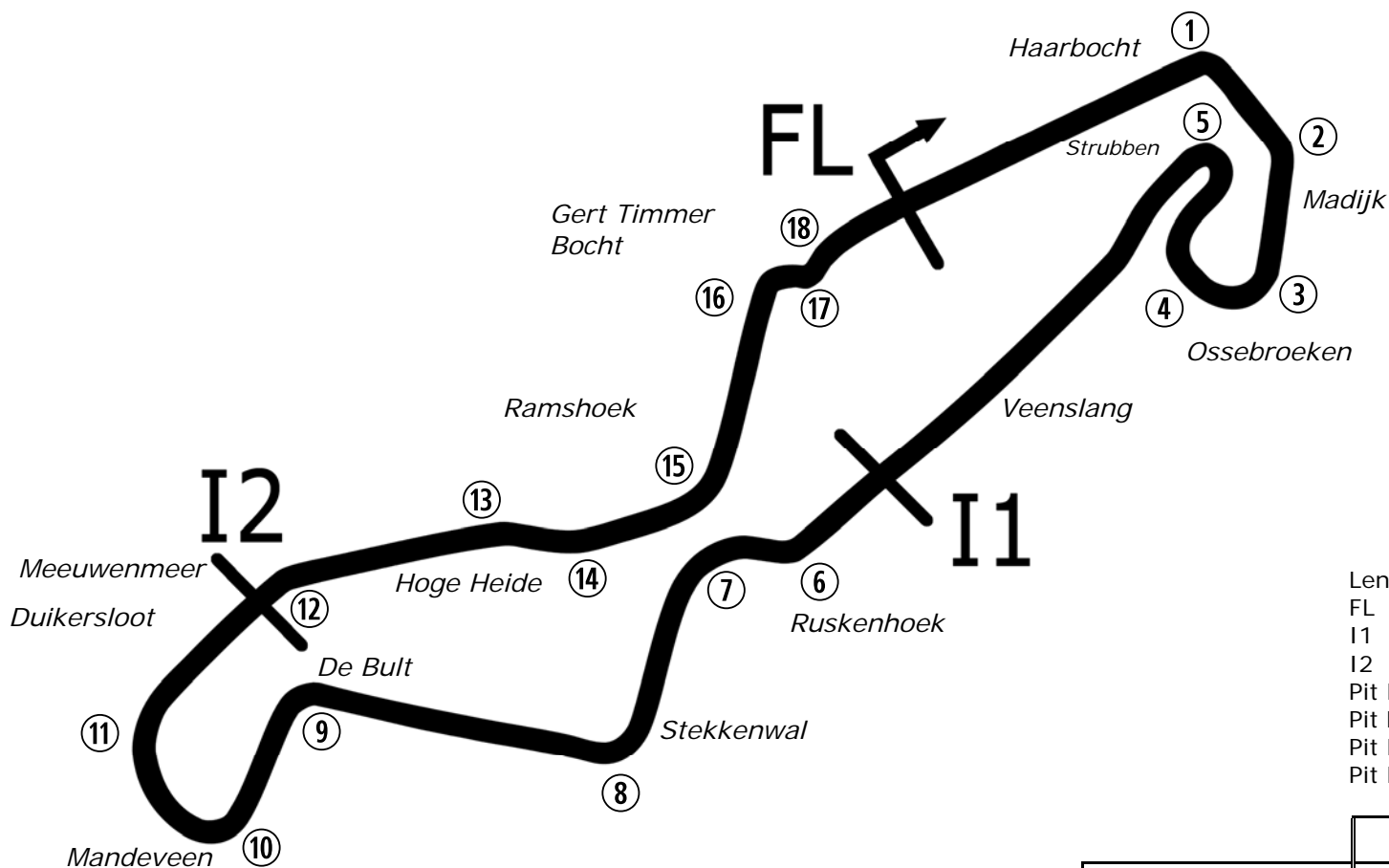
Assen

19th – 21st September 2014

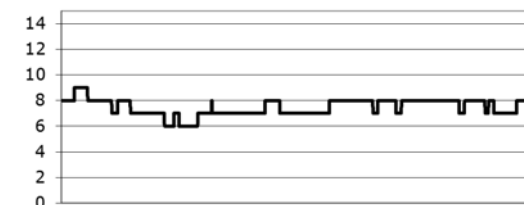


Results Provided by Timing Solutions Ltd
www.tsl-timing.com

Assen



Circuit Altitude (m)



Length	2.8222 miles	4542.0 m	
FL		52.96232 N	6.52416 E
I1	1624m	52.95945 N	6.52529 E
I2	3354m	52.95562 N	6.51282 E
Pit Entry	4359m	52.96222 N	6.52433 E
Pit Finish	4438m	52.96176 N	6.52350 E
Pit Exit	287m after FL	52.96384 N	6.52760 E
Pit Entry–Pit Exit 326m, 19.5s @60kph, 14.6s @80kph			

Lap Records		Best Sector Information					
		Sector 1	S1 Trap (mph)	Sector 2	S2 Trap (mph)	Sector 3	F/L Trap (mph)
Superbike	1:37.277	36.505	177.1	37.493	NONE	21.947	138.8
Supersport	1:40.338	38.126	159.8	38.515	NONE	22.955	128.5
Motostar	1:47.926	41.240	129.3	40.288	NONE	24.407	108.1
F1 Sidecar	1:41.827	38.760	145.6	39.245	NONE	23.670	121.5
Ducati Cup	To Be Est	N/A	N/A	N/A	N/A	N/A	N/A

MCRCB BULLETIN TK063

2014 MCE British Superbike Championship - Round 10

2014 Moriwaki 250 Junior Cup

FREE PRACTICE - CLASSIFICATION



POS	NO	CL	PIC NAME	NAT	ENTRY	TIME	ON	LAPS	GAP	DIFF	MPH
1	114		1 Patrik PULKKINEN	FIN	Moriwaki	1:54.525	11	11			88.71
2	9	W	1 Robert SCHOTMAN	NED	Moriwaki	1:55.304	10	10	0.779	0.779	88.11
3	62		2 Vasco van der VALK	NED	Moriwaki	1:56.318	11	11	1.793	1.014	87.34
4	36		3 Sander KROEZE	NED	Moriwaki	1:56.562	4	10	2.037	0.244	87.16
5	80		4 Sebastien FRAGA	SUI	Moriwaki	1:56.607	11	11	2.082	0.045	87.13
6	49		5 Philip FREITAG	GER	Moriwaki	1:56.770	7	11	2.245	0.163	87.01
7	44		6 Kevin ORGIS	GER	Moriwaki	1:57.146	8	11	2.621	0.376	86.73
8	56	W	2 Quentin KOERS	NED	Moriwaki	1:57.373	8	10	2.848	0.227	86.56
9	41		7 Jarno KAUSCH	SUI	Moriwaki	1:57.494	10	11	2.969	0.121	86.47
10	46		8 Marcel BRENNER	SUI	Moriwaki	1:57.537	10	11	3.012	0.043	86.44
11	11		9 Dan JONES	GBR	Moriwaki	1:57.556	8	11	3.031	0.019	86.42
12	4		10 Filip SALAC	CZE	Moriwaki	1:57.578	10	10	3.053	0.022	86.41
13	19		11 Adolfo DELGADO	MEX	Moriwaki	1:57.765	8	11	3.240	0.187	86.27
14	79		12 Leon CZICHOS	GER	Moriwaki	1:57.908	7	11	3.383	0.143	86.17
15	16		13 Tomas de VRIES	NED	Moriwaki	1:59.409	8	10	4.884	1.501	85.08
16	55		14 Notis PAPAPAVLOU	GRE	Moriwaki	1:59.496	9	10	4.971	0.087	85.02
17	59		15 Alberto NICOLETTI	ITA	Moriwaki	2:00.410	5	10	5.885	0.914	84.37
18	69	W	3 Rory SKINNER	GBR	Moriwaki	2:01.302	6	9	6.777	0.892	83.75
19	14		16 Mate LACZKO	HUN	Moriwaki	2:01.315	7	10	6.790	0.013	83.75
20	969	W	4 Brandon PAASCH	USA	Moriwaki	2:01.569	9	10	7.044	0.254	83.57
21	35		17 Ricardo PICCIUTO	ITA	Moriwaki	2:02.155	7	10	7.630	0.586	83.17
22	34	W	5 Selina LIEBSCHNER	GER	Moriwaki	2:03.501	10	10	8.976	1.346	82.26
23	7		18 Jaron NOOREN	NED	Moriwaki	2:04.287	10	10	9.762	0.786	81.74
24	57		19 Marceils BEZULSKI	POL	Moriwaki	2:04.488	10	10	9.963	0.201	81.61
25	83	W	6 Lachlan EPIS	AUS	Moriwaki	2:05.933	7	9	11.408	1.445	80.67

Assen

Circuit Length = 2.8222 miles

Start: 17:10 Flag 17:30 End: 17:32

Weather / Track : Bright / Dry

These results are provisional until the conclusion of any judicial and technical matters.

Race Director :	Stewards :	Timekeeper :
-----------------	------------	--------------

Results can be found at www.britishsuperbike.com

Printed - 17:32 Friday, 19 September 2014



MCRCB BULLETIN TK064

2014 MCE British Superbike Championship - Round 10

2014 Moriwaki 250 Junior Cup

FREE PRACTICE - SECTOR ANALYSIS

SECTOR 1 = FL to I1, SECTOR 2 = I1 to I2, SECTOR 3 = I2 to FL, DIFF = Difference To Personal Best Lap

P1 114		Patrik PULKKINEN		Moriwaki					
IDEAL LAP TIME : 1:54.460		BEST LAP TIME : 1:54.525		DIFFERENCE : 0.065					
LAP	SECTOR 1	SECTOR 2	SECTOR 3	LAP TIME	MPH	DIFF	TIME OF DAY		
1 -		107.5	45.193	27.997	94.7				17:11:56.007
2 -	44.816	108.9	43.863	27.745	95.3	1:56.424	87.26	1.899	17:13:52.431
3 -	44.471	109.4	43.746	27.229	95.5	1:55.446	88.00	0.921	17:15:47.877
4 -	44.323	110.0	43.757	27.035	95.8	1:55.115	88.26	0.590	17:17:42.992
5 -	44.357	109.8	43.685	27.365	95.8	1:55.407	88.03	0.882	17:19:38.399
6 -	44.278	109.4	43.551	27.094	95.8	1:54.923 (2)	88.40	0.398	17:21:33.322
7 -	44.511	109.6	43.312	27.276	96.0	1:55.099	88.27	0.574	17:23:28.421
8 -	44.523	108.4	43.653	27.546	95.8	1:55.722	87.79	1.197	17:25:24.143
9 -	45.066	110.5	43.744	27.181	96.4	1:55.991	87.59	1.466	17:27:20.134
10 -	44.445	109.8	43.337	27.269	96.2	1:55.051 (3)	88.31	0.526	17:29:15.185
11 -	44.343	110.1	43.192	26.990	96.2	1:54.525 (1)	88.71		17:31:09.710

P2 9 W		Robert SCHOTMAN		Moriwaki					
IDEAL LAP TIME : 1:55.121		BEST LAP TIME : 1:55.304		DIFFERENCE : 0.183					
LAP	SECTOR 1	SECTOR 2	SECTOR 3	LAP TIME	MPH	DIFF	TIME OF DAY		
1 -	OUTLAP	109.2	47.980	28.536	93.5				17:12:09.207
2 -	45.809	109.6	44.008	27.186	94.7	1:57.003	86.83	1.699	17:14:06.210
3 -	45.494	111.2	48.335	28.519	94.1	2:02.348	83.04	7.044	17:16:08.558
4 -	45.020	110.3	43.984	27.246	92.6	1:56.250	87.39	0.946	17:18:04.808
5 -	45.200	109.2	45.001	IN PIT		2:08.680 P	78.95	13.376	17:20:13.488
6 -	OUTLAP	107.2	44.091	27.330	93.0	2:43.574	62.11	48.270	17:22:57.062
7 -	45.049	107.0	44.074	27.214	93.5	1:56.337	87.33	1.033	17:24:53.399
8 -	44.987	107.8	43.668	26.848	93.7	1:55.503 (2)	87.96	0.199	17:26:48.902
9 -	45.036	107.7	43.440	27.111	93.4	1:55.587 (3)	87.90	0.283	17:28:44.489
10 -	45.140	108.2	43.286	26.878	93.5	1:55.304 (1)	88.11		17:30:39.793

P3 62		Vasco van der VALK		Moriwaki					
IDEAL LAP TIME : 1:56.026		BEST LAP TIME : 1:56.318		DIFFERENCE : 0.292					
LAP	SECTOR 1	SECTOR 2	SECTOR 3	LAP TIME	MPH	DIFF	TIME OF DAY		
1 -		105.5	45.926	28.965	92.4				17:12:01.033
2 -	46.634	105.1	45.034	28.479	94.1	2:00.147	84.56	3.829	17:14:01.180
3 -	46.087	107.7	45.022	28.153	93.9	1:59.262	85.19	2.944	17:16:00.442
4 -	45.952	105.0	44.802	28.290	90.5	1:59.044	85.34	2.726	17:17:59.486
5 -	49.074	105.8	44.538	27.813	92.6	2:01.425	83.67	5.107	17:20:00.911
6 -	45.884	106.0	43.954	27.575	93.0	1:57.413	86.53	1.095	17:21:58.324
7 -	45.230	109.1	43.990	27.127	94.5	1:56.347 (2)	87.32	0.029	17:23:54.671
8 -	46.816	105.0	44.307	27.675	92.8	1:58.798	85.52	2.480	17:25:53.469
9 -	45.349	107.0	43.857	27.425	92.8	1:56.631 (3)	87.11	0.313	17:27:50.100
10 -	47.357	105.8	44.465	27.606	93.4	1:59.428	85.07	3.110	17:29:49.528
11 -	45.356	107.3	43.669	27.293	94.3	1:56.318 (1)	87.34		17:31:45.846

P4 36		Sander KROEZE		Moriwaki					
IDEAL LAP TIME : 1:56.353		BEST LAP TIME : 1:56.562		DIFFERENCE : 0.209					
LAP	SECTOR 1	SECTOR 2	SECTOR 3	LAP TIME	MPH	DIFF	TIME OF DAY		
1 -	OUTLAP	108.2	46.976	28.476	92.6				17:12:07.396
2 -	46.410	107.8	44.343	28.022	94.5	1:58.775	85.54	2.213	17:14:06.171
3 -	45.514	108.9	44.337	27.242	93.7	1:57.093	86.77	0.531	17:16:03.264
4 -	45.493	109.8	43.778	27.291	94.5	1:56.562 (1)	87.16		17:17:59.826
5 -	49.386	93.7	45.996	29.138	74.9	2:04.520	81.59	7.958	17:20:04.346
6 -	56.910	76.6	47.337	IN PIT		2:22.912 P	71.09	26.350	17:22:27.258
7 -	OUTLAP	108.0	44.114	27.417	93.4	2:58.014	57.07	1:01.452	17:25:25.272
8 -	45.487	108.2	44.232	27.380	93.2	1:57.099	86.76	0.537	17:27:22.371
9 -	45.355	107.8	43.756	27.563	92.8	1:56.674 (2)	87.08	0.112	17:29:19.045
10 -	45.588	107.3	43.774	27.424	93.7	1:56.786 (3)	86.99	0.224	17:31:15.831

Weather / Track : Bright / Dry

Assen

Circuit Length = 2.8222 miles

Start: 17:10 Flag 17:30 End: 17:32

MCRCB BULLETIN TK064

2014 MCE British Superbike Championship - Round 10

2014 Moriwaki 250 Junior Cup

FREE PRACTICE - SECTOR ANALYSIS

SECTOR 1 = FL to I1, SECTOR 2 = I1 to I2, SECTOR 3 = I2 to FL, DIFF = Difference To Personal Best Lap

P5		80		Sebastien FRAGA		Moriwaki			
IDEAL LAP TIME : 1:56.394		BEST LAP TIME : 1:56.607		DIFFERENCE : 0.213					
LAP	SECTOR 1	SECTOR 2	SECTOR 3	LAP TIME	MPH	DIFF	TIME OF DAY		
1 -	OUTLAP	104.5	46.114	28.993	95.5		17:12:09.455		
2 -	46.201	108.0	45.088	27.536	94.9	1:58.825	85.50	2.218	17:14:08.280
3 -	45.727	108.7	44.652	27.529	95.5	1:57.908	86.17	1.301	17:16:06.188
4 -	46.314	109.1	46.375	29.479	94.1	2:02.168	83.16	5.561	17:18:08.356
5 -	45.893	106.8	44.114	26.986	95.5	1:56.993 (3)	86.84	0.386	17:20:05.349
6 -	45.751	108.9	44.513	27.285	95.3	1:57.549	86.43	0.942	17:22:02.898
7 -	45.514	108.4	44.326	27.671	96.0	1:57.511	86.46	0.904	17:24:00.409
8 -	50.357	86.2	47.216	27.804	94.9	2:05.377	81.03	8.770	17:26:05.786
9 -	45.505	105.6	44.231	27.426	95.5	1:57.162	86.71	0.555	17:28:02.948
10 -	45.443	105.8	44.035	27.275	94.1	1:56.753 (2)	87.02	0.146	17:29:59.701
11 -	45.517	106.3	43.965	27.125	96.8	1:56.607 (1)	87.13		17:31:56.308

P6		49		Philip FREITAG		Moriwaki			
IDEAL LAP TIME : 1:56.381		BEST LAP TIME : 1:56.770		DIFFERENCE : 0.389					
LAP	SECTOR 1	SECTOR 2	SECTOR 3	LAP TIME	MPH	DIFF	TIME OF DAY		
1 -	OUTLAP	106.8	45.263	27.900	93.7		17:12:02.106		
2 -	46.738	107.8	43.991	27.864	92.6	1:58.593	85.67	1.823	17:14:00.699
3 -	46.410	107.7	44.958	27.944	94.9	1:59.312	85.15	2.542	17:16:00.011
4 -	46.296	106.6	44.568	28.033	93.0	1:58.897	85.45	2.127	17:17:58.908
5 -	48.589	106.6	44.504	27.603	93.5	2:00.696	84.17	3.926	17:19:59.604
6 -	46.181	107.2	44.451	27.425	93.5	1:58.057	86.06	1.287	17:21:57.661
7 -	45.748	108.2	44.018	27.004	94.9	1:56.770 (1)	87.01		17:23:54.431
8 -	45.586	109.6	43.791	27.651	95.3	1:57.028 (2)	86.81	0.258	17:25:51.459
9 -	46.113	110.1	44.810	27.378	94.1	1:58.301	85.88	1.531	17:27:49.760
10 -	45.679	108.9	44.367	27.993	93.7	1:58.039	86.07	1.269	17:29:47.799
11 -	45.860	109.8	44.645	27.160	93.9	1:57.665 (3)	86.34	0.895	17:31:45.464

P7		44		Kevin ORGIS		Moriwaki			
IDEAL LAP TIME : 1:56.547		BEST LAP TIME : 1:57.146		DIFFERENCE : 0.599					
LAP	SECTOR 1	SECTOR 2	SECTOR 3	LAP TIME	MPH	DIFF	TIME OF DAY		
1 -	OUTLAP	108.0	46.428	29.197	91.6		17:12:03.221		
2 -	45.903	110.5	44.322	28.235	94.7	1:58.460	85.76	1.314	17:14:01.681
3 -	45.658	112.7	44.685	28.740	95.8	1:59.083	85.32	1.937	17:16:00.764
4 -	45.460	107.7	44.414	28.430	95.1	1:58.304	85.88	1.158	17:17:59.068
5 -	45.896	107.3	44.134	28.187	92.2	1:58.217	85.94	1.071	17:19:57.285
6 -	45.650	108.0	43.986	28.027	93.5	1:57.663 (2)	86.34	0.517	17:21:54.948
7 -	47.548	107.3	44.149	27.317	95.3	1:59.014	85.36	1.868	17:23:53.962
8 -	45.244	109.1	44.130	27.772	95.5	1:57.146 (1)	86.73		17:25:51.108
9 -	45.843	107.5	44.906	27.594	93.7	1:58.343	85.85	1.197	17:27:49.451
10 -	45.666	107.3	44.667	27.914	91.6	1:58.247	85.92	1.101	17:29:47.698
11 -	45.567	107.0	44.890	27.524	95.1	1:57.981 (3)	86.11	0.835	17:31:45.679

P8		56 W		Quentin KOERS		Moriwaki			
IDEAL LAP TIME : 1:57.151		BEST LAP TIME : 1:57.373		DIFFERENCE : 0.222					
LAP	SECTOR 1	SECTOR 2	SECTOR 3	LAP TIME	MPH	DIFF	TIME OF DAY		
1 -	OUTLAP	107.7	49.679	29.164	91.1		17:12:19.099		
2 -	48.091	107.0	45.444	28.240	91.8	2:01.775	83.43	4.402	17:14:20.874
3 -	47.010	106.5	45.649	28.287	92.8	2:00.946	84.00	3.573	17:16:21.820
4 -	46.910	106.5	45.113	27.927	92.2	1:59.950	84.70	2.577	17:18:21.770
5 -	46.375	106.1	44.719	27.784	92.0	1:58.878	85.46	1.505	17:20:20.648
6 -	46.092	106.5	44.854	27.815	92.0	1:58.761 (3)	85.55	1.388	17:22:19.409
7 -	46.131	107.3	44.438	27.465	93.2	1:58.034 (2)	86.07	0.661	17:24:17.443
8 -	46.059	107.3	43.711	27.603	93.0	1:57.373 (1)	86.56		17:26:14.816
9 -	46.003	109.2	43.683	29.605	78.7	1:59.291	85.17	1.918	17:28:14.107
10 -	50.719	94.1	47.128	29.036	88.7	2:06.883	80.07	9.510	17:30:20.990

Weather / Track : Bright / Dry

Assen

Circuit Length = 2.8222 miles

Start: 17:10 Flag 17:30 End: 17:32

MCRCB BULLETIN TK064

2014 MCE British Superbike Championship - Round 10

2014 Moriwaki 250 Junior Cup

FREE PRACTICE - SECTOR ANALYSIS

SECTOR 1 = FL to I1, SECTOR 2 = I1 to I2, SECTOR 3 = I2 to FL, DIFF = Difference To Personal Best Lap

P9 41		Jarno KAUSCH		Moriwaki					
IDEAL LAP TIME : 1:57.448		BEST LAP TIME : 1:57.494		DIFFERENCE : 0.046					
LAP	SECTOR 1	SECTOR 2	SECTOR 3	LAP TIME	MPH	DIFF	TIME OF DAY		
1 -		104.3	46.382	28.882	90.9		17:12:00.866		
2 -	46.744	105.6	45.004	28.793	93.7	2:00.541	84.28	3.047	17:14:01.407
3 -	45.981	108.2	45.302	28.905	91.3	2:00.188	84.53	2.694	17:16:01.595
4 -	45.694	110.0	45.198	27.705	93.4	1:58.597	85.66	1.103	17:18:00.192
5 -	47.882	97.1	48.605	27.949	91.3	2:04.436	81.64	6.942	17:20:04.628
6 -	46.250	107.2	44.770	27.786	92.0	1:58.806	85.51	1.312	17:22:03.434
7 -	45.843	107.7	44.422	27.582	93.2	1:57.847 (3)	86.21	0.353	17:24:01.281
8 -	46.025	107.2	44.431	27.783	92.0	1:58.239	85.92	0.745	17:25:59.520
9 -	45.927	107.0	44.552	27.680	92.6	1:58.159	85.98	0.665	17:27:57.679
10 -	45.583	107.7	44.317	27.594	92.8	1:57.494 (1)	86.47		17:29:55.173
11 -	45.549	106.6	44.407	27.679	92.8	1:57.635 (2)	86.37	0.141	17:31:52.808

P10 46		Marcel BRENNER		Moriwaki					
IDEAL LAP TIME : 1:57.389		BEST LAP TIME : 1:57.537		DIFFERENCE : 0.148					
LAP	SECTOR 1	SECTOR 2	SECTOR 3	LAP TIME	MPH	DIFF	TIME OF DAY		
1 -	OUTLAP	105.6	45.588	27.955	96.2		17:12:01.507		
2 -	46.365	107.0	44.583	28.638	92.8	1:59.586	84.96	2.049	17:14:01.093
3 -	46.073	104.3	44.769	27.833	94.9	1:58.675	85.61	1.138	17:15:59.768
4 -	46.613	104.6	44.629	27.627	93.9	1:58.869	85.47	1.332	17:17:58.637
5 -	45.956	104.3	44.415	27.674	94.7	1:58.045	86.07	0.508	17:19:56.682
6 -	45.793	103.7	44.369	27.891	93.5	1:58.053	86.06	0.516	17:21:54.735
7 -	46.013	103.7	44.227	27.691	95.5	1:57.931 (3)	86.15	0.394	17:23:52.666
8 -	45.611	103.8	44.493	27.723	95.3	1:57.827 (2)	86.22	0.290	17:25:50.493
9 -	46.916	106.1	44.759	27.994	96.4	1:59.669	84.90	2.132	17:27:50.162
10 -	45.535	107.8	44.293	27.709	93.0	1:57.537 (1)	86.44		17:29:47.699
11 -	45.728	107.3	44.469	28.226	96.0	1:58.423	85.79	0.886	17:31:46.122

P11 11		Dan JONES		Moriwaki					
IDEAL LAP TIME : 1:57.059		BEST LAP TIME : 1:57.556		DIFFERENCE : 0.497					
LAP	SECTOR 1	SECTOR 2	SECTOR 3	LAP TIME	MPH	DIFF	TIME OF DAY		
1 -		106.8	47.041	28.575	92.2		17:12:02.530		
2 -	46.682	108.4	45.031	27.957	93.5	1:59.670	84.90	2.114	17:14:02.200
3 -	45.969	109.2	44.662	28.242	94.3	1:58.873	85.47	1.317	17:16:01.073
4 -	45.509	108.4	44.975	28.024	94.9	1:58.508	85.73	0.952	17:17:59.581
5 -	46.068	110.0	44.277	27.784	93.7	1:58.129	86.00	0.573	17:19:57.710
6 -	45.846	109.4	44.128	27.855	93.5	1:57.829 (3)	86.22	0.273	17:21:55.539
7 -	46.400	106.6	44.293	27.590	93.5	1:58.283	85.89	0.727	17:23:53.822
8 -	45.686	109.4	43.960	27.910	94.7	1:57.556 (1)	86.42		17:25:51.378
9 -	46.466	107.8	44.679	27.836	95.5	1:58.981	85.39	1.425	17:27:50.359
10 -	45.580	111.1	44.259	27.908	93.5	1:57.747 (2)	86.28	0.191	17:29:48.106
11 -	45.776	109.6	44.577	27.848	94.5	1:58.201	85.95	0.645	17:31:46.307

P12 4		Filip SALAC		Moriwaki					
IDEAL LAP TIME : 1:57.578		BEST LAP TIME : 1:57.578		DIFFERENCE : 0.000					
LAP	SECTOR 1	SECTOR 2	SECTOR 3	LAP TIME	MPH	DIFF	TIME OF DAY		
1 -	OUTLAP	107.8	50.946	30.649	90.9		17:12:22.318		
2 -	48.411	108.2	47.834	28.643	94.3	2:04.888	81.35	7.310	17:14:27.206
3 -	50.839	106.3	46.821	28.613	93.5	2:06.273	80.46	8.695	17:16:33.479
4 -	46.592	107.7	45.541	28.714	95.8	2:00.847	84.07	3.269	17:18:34.326
5 -	46.056	106.6	45.287	28.481	91.6	1:59.824	84.79	2.246	17:20:34.150
6 -	47.193	106.8	45.378	28.101	94.5	2:00.672	84.19	3.094	17:22:34.822
7 -	45.892	105.8	45.348	28.352	95.1	1:59.592	84.95	2.014	17:24:34.414
8 -	46.161	107.0	44.658	28.053	95.3	1:58.872 (3)	85.47	1.294	17:26:33.286
9 -	45.726	107.0	44.584	28.011	94.5	1:58.321 (2)	85.86	0.743	17:28:31.607
10 -	45.628	107.2	44.193	27.757	95.5	1:57.578 (1)	86.41		17:30:29.185

Weather / Track : Bright / Dry

Assen

Circuit Length = 2.8222 miles

Start: 17:10 Flag 17:30 End: 17:32

MCRCB BULLETIN TK064

2014 MCE British Superbike Championship - Round 10

2014 Moriwaki 250 Junior Cup

FREE PRACTICE - SECTOR ANALYSIS

SECTOR 1 = FL to I1, SECTOR 2 = I1 to I2, SECTOR 3 = I2 to FL, DIFF = Difference To Personal Best Lap

P13 19		Adolfo DELGADO		Moriwaki				
IDEAL LAP TIME : 1:56.708		BEST LAP TIME : 1:57.765		DIFFERENCE : 1.057				
LAP	SECTOR 1	SECTOR 2	SECTOR 3	LAP TIME	MPH	DIFF	TIME OF DAY	
1 -		107.0	45.702	28.548	94.1		17:12:03.294	
2 -	47.158	106.6	44.753	27.746	94.3	1:59.657	17:14:02.951	
3 -	45.564	111.1	44.473	28.251	95.5	1:58.288	17:16:01.239	
4 -	45.529	110.7	44.500	28.004	94.7	1:58.033	17:17:59.272	
5 -	46.051	110.1	43.860	28.270	94.1	1:58.181	17:19:57.453	
6 -	45.839	109.4	44.083	27.924	93.4	1:57.846 (2)	17:21:55.299	
7 -	46.115	107.3	43.739	28.109	93.2	1:57.963 (3)	17:23:53.262	
8 -	45.334	106.8	44.276	28.155	93.2	1:57.765 (1)	17:25:51.027	
9 -	46.094	109.4	44.860	28.034	94.5	1:58.988	17:27:50.015	
10 -	45.840	110.7	44.249	28.074	95.3	1:58.163	17:29:48.178	
11 -	45.816	110.1	44.817	27.635	95.8	1:58.268	17:31:46.446	

P14 79		Leon CZICHOS		Moriwaki				
IDEAL LAP TIME : 1:57.567		BEST LAP TIME : 1:57.908		DIFFERENCE : 0.341				
LAP	SECTOR 1	SECTOR 2	SECTOR 3	LAP TIME	MPH	DIFF	TIME OF DAY	
1 -	OUTLAP	110.7	47.212	28.485	92.4		17:12:07.306	
2 -	46.981	108.5	45.263	27.509	93.9	1:59.753	17:14:07.059	
3 -	46.288	109.8	44.913	27.766	93.0	1:58.967	17:16:06.026	
4 -	46.249	107.5	45.244	27.849	93.0	1:59.342	17:18:05.368	
5 -	45.722	108.7	44.914	27.813	91.6	1:58.449	17:20:03.817	
6 -	46.044	107.5	44.946	27.653	93.0	1:58.643	17:22:02.460	
7 -	45.716	107.0	44.791	27.401	93.0	1:57.908 (1)	17:24:00.368	
8 -	45.687	107.2	44.563	27.694	93.4	1:57.944 (3)	17:25:58.312	
9 -	45.849	107.3	44.479	27.585	93.0	1:57.913 (2)	17:27:56.225	
10 -	45.791	107.5	44.556	27.690	92.4	1:58.037	17:29:54.262	
11 -	47.176	96.8	46.149	28.532	90.9	2:01.857	17:31:56.119	

P15 16		Tomas de VRIES		Moriwaki				
IDEAL LAP TIME : 1:59.106		BEST LAP TIME : 1:59.409		DIFFERENCE : 0.303				
LAP	SECTOR 1	SECTOR 2	SECTOR 3	LAP TIME	MPH	DIFF	TIME OF DAY	
1 -		106.6	46.466	28.699	92.2		17:12:01.357	
2 -	50.022	100.1	46.143	28.553	91.3	2:04.718	17:14:06.075	
3 -	46.797	106.0	45.415	28.163	93.4	2:00.375	17:16:06.450	
4 -	46.262	108.9	45.415	28.087	92.6	1:59.764	17:18:06.214	
5 -	46.299	105.5	45.436	27.936	93.0	1:59.671 (3)	17:20:05.885	
6 -	46.436	104.8	45.385	28.208	92.0	2:00.029	17:22:05.914	
7 -	46.885	103.4	48.836	33.417	91.8	2:09.138	17:24:15.052	
8 -	46.523	106.1	45.012	27.874	92.8	1:59.409 (1)	17:26:14.461	
9 -	46.400	104.3	44.970	28.154	89.8	1:59.524 (2)	17:28:13.985	
10 -	46.305	104.5	45.356	28.336	91.3	1:59.997	17:30:13.982	

P16 55		Notis PAPAPAVLOU		Moriwaki				
IDEAL LAP TIME : 1:59.310		BEST LAP TIME : 1:59.496		DIFFERENCE : 0.186				
LAP	SECTOR 1	SECTOR 2	SECTOR 3	LAP TIME	MPH	DIFF	TIME OF DAY	
1 -		103.0	47.685	29.520	88.5		17:12:06.314	
2 -	48.882	104.8	45.991	28.516	90.5	2:03.389	17:14:09.703	
3 -	48.381	104.5	45.575	28.544	90.5	2:02.500	17:16:12.203	
4 -	47.312	104.6	45.120	28.611	89.4	2:01.043	17:18:13.246	
5 -	47.070	104.2	45.250	28.424	90.3	2:00.744	17:20:13.990	
6 -	46.699	104.3	45.215	28.365	90.9	2:00.279 (3)	17:22:14.269	
7 -	46.866	104.0	44.826	28.659	90.7	2:00.351	17:24:14.620	
8 -	46.779	103.8	44.631	28.155	90.3	1:59.565 (2)	17:26:14.185	
9 -	46.608	105.1	44.817	28.071	89.4	1:59.496 (1)	17:28:13.681	
10 -	46.650	103.8	45.493	28.470	91.6	2:00.613	17:30:14.294	

Weather / Track : Bright / Dry

Assen

Circuit Length = 2.8222 miles

Start: 17:10 Flag 17:30 End: 17:32

MCRCB BULLETIN TK064

2014 MCE British Superbike Championship - Round 10

2014 Moriwaki 250 Junior Cup

FREE PRACTICE - SECTOR ANALYSIS

SECTOR 1 = FL to I1, SECTOR 2 = I1 to I2, SECTOR 3 = I2 to FL, DIFF = Difference To Personal Best Lap

P17 59		Alberto NICOLETTI		Moriwaki					
IDEAL LAP TIME : 2:00.374		BEST LAP TIME : 2:00.410		DIFFERENCE : 0.036					
LAP	SECTOR 1	SECTOR 2	SECTOR 3	LAP TIME	MPH	DIFF	TIME OF DAY		
1 -	OUTLAP	104.3	51.583	31.190	88.5				17:12:19.982
2 -	49.240	101.0	47.574	29.317	90.3	2:06.131	80.55	5.721	17:14:26.113
3 -	49.537	104.3	47.692	29.278	91.6	2:06.507	80.31	6.097	17:16:32.620
4 -	47.051	104.0	45.866	28.686	89.1	2:01.603	83.55	1.193	17:18:34.223
5 -	46.979	105.1	45.290	28.141	92.0	2:00.410 (1)	84.37		17:20:34.633
6 -	47.889	104.3	45.510	28.456	89.8	2:01.855	83.37	1.445	17:22:36.488
7 -	47.370	104.0	45.254	28.924	90.7	2:01.548	83.58	1.138	17:24:38.036
8 -	47.229	104.3	45.490	28.577	92.0	2:01.296	83.76	0.886	17:26:39.332
9 -	47.074	104.5	45.527	28.573	91.3	2:01.174 (3)	83.84	0.764	17:28:40.506
10 -	47.126	104.3	45.270	28.233	91.6	2:00.629 (2)	84.22	0.219	17:30:41.135

P18 69 W		Rory SKINNER		Moriwaki					
IDEAL LAP TIME : 2:01.012		BEST LAP TIME : 2:01.302		DIFFERENCE : 0.290					
LAP	SECTOR 1	SECTOR 2	SECTOR 3	LAP TIME	MPH	DIFF	TIME OF DAY		
1 -	OUTLAP	106.1	52.777	31.261	93.5				17:12:21.688
2 -	49.486	111.4	49.272	29.840	92.8	2:08.598	79.00	7.296	17:14:30.286
3 -	47.762	110.0	47.651	28.746	96.4	2:04.159	81.83	2.857	17:16:34.445
4 -	47.119	110.9	47.407	28.286	95.5	2:02.812	82.72	1.510	17:18:37.257
5 -	47.520	109.4	46.462	28.614	95.8	2:02.596 (3)	82.87	1.294	17:20:39.853
6 -	47.108	108.2	46.088	28.106	95.5	2:01.302 (1)	83.75		17:22:41.155
7 -	47.343	107.5	46.032	28.297	94.7	2:01.672 (2)	83.50	0.370	17:24:42.827
8 -	46.874	108.4	46.993	IN PIT		2:09.539 P	78.43	8.237	17:26:52.366
9 -	OUTLAP	108.0	46.207	28.512	94.7	3:27.435	48.97	1:26.133	17:30:19.801

P19 14		Mate LACZKO		Moriwaki					
IDEAL LAP TIME : 2:00.692		BEST LAP TIME : 2:01.315		DIFFERENCE : 0.623					
LAP	SECTOR 1	SECTOR 2	SECTOR 3	LAP TIME	MPH	DIFF	TIME OF DAY		
1 -	OUTLAP	87.0	54.495	30.961	91.6				17:12:20.991
2 -	49.799	106.0	49.936	30.597	90.3	2:10.332	77.95	9.017	17:14:31.323
3 -	47.851	108.9	47.679	29.002	92.4	2:04.532	81.58	3.217	17:16:35.855
4 -	47.464	109.2	46.598	28.282	94.5	2:02.344	83.04	1.029	17:18:38.199
5 -	46.735	110.7	46.752	28.313	94.5	2:01.800 (3)	83.41	0.485	17:20:39.999
6 -	47.377	110.1	46.472	28.208	93.7	2:02.057	83.24	0.742	17:22:42.056
7 -	46.931	108.5	46.101	28.283	94.1	2:01.315 (1)	83.75		17:24:43.371
8 -	46.433	110.9	46.889	29.003	92.0	2:02.325	83.05	1.010	17:26:45.696
9 -	47.060	105.6	46.051	28.274	92.4	2:01.385 (2)	83.70	0.070	17:28:47.081
10 -	47.249	106.0	48.146	28.324	91.8	2:03.719	82.12	2.404	17:30:50.800

P20 969 W		Brandon PAASCH		Moriwaki					
IDEAL LAP TIME : 2:00.962		BEST LAP TIME : 2:01.569		DIFFERENCE : 0.607					
LAP	SECTOR 1	SECTOR 2	SECTOR 3	LAP TIME	MPH	DIFF	TIME OF DAY		
1 -	OUTLAP	103.2	50.415	31.591	89.1				17:12:15.552
2 -	51.801	104.0	47.872	30.851	90.0	2:10.524	77.84	8.955	17:14:26.076
3 -	48.587	106.1	48.531	29.844	92.2	2:06.962	80.02	5.393	17:16:33.038
4 -	47.463	108.5	46.632	29.264	91.3	2:03.359	82.36	1.790	17:18:36.397
5 -	47.329	107.3	46.668	29.236	90.7	2:03.233	82.44	1.664	17:20:39.630
6 -	47.714	109.2	46.667	28.892	92.4	2:03.273	82.42	1.704	17:22:42.903
7 -	46.412	107.5	46.925	29.238	93.0	2:02.575	82.88	1.006	17:24:45.478
8 -	46.651	108.0	45.931	29.022	92.4	2:01.604 (2)	83.55	0.035	17:26:47.082
9 -	46.873	107.3	46.077	28.619	92.6	2:01.569 (1)	83.57		17:28:48.651
10 -	46.426	107.7	46.460	28.777	92.4	2:01.663 (3)	83.51	0.094	17:30:50.314

P21 35		Ricardo PICCIUTO		Moriwaki					
IDEAL LAP TIME : 2:02.059		BEST LAP TIME : 2:02.155		DIFFERENCE : 0.096					
LAP	SECTOR 1	SECTOR 2	SECTOR 3	LAP TIME	MPH	DIFF	TIME OF DAY		
1 -	OUTLAP	104.3	52.975	30.777	87.0				17:12:19.238

Weather / Track : Bright / Dry

Assen

Circuit Length = 2.8222 miles

Start: 17:10 Flag 17:30 End: 17:32

MCRCB BULLETIN TK064

2014 MCE British Superbike Championship - Round 10

2014 Moriwaki 250 Junior Cup

FREE PRACTICE - SECTOR ANALYSIS

SECTOR 1 = FL to I1, SECTOR 2 = I1 to I2, SECTOR 3 = I2 to FL, DIFF = Difference To Personal Best Lap

2 -	49.924	103.4	48.117	29.534	90.1	2:07.575	79.64	5.420	17:14:26.813
3 -	49.383	105.0	48.062	29.923	91.1	2:07.368	79.77	5.213	17:16:34.181
4 -	48.177	105.5	46.837	28.773	90.3	2:03.787	82.07	1.632	17:18:37.968
5 -	47.865	106.1	46.810	28.617	90.1	2:03.292 (3)	82.40	1.137	17:20:41.260
6 -	47.543	105.0	46.366	28.456	91.4	2:02.365 (2)	83.03	0.210	17:22:43.625
7 -	47.386	105.0	46.221	28.548	92.4	2:02.155 (1)	83.17		17:24:45.780
8 -	47.620	103.8	47.022	28.901	91.8	2:03.543	82.23	1.388	17:26:49.323
9 -	47.382	104.6	46.994	IN PIT		2:14.839 P	75.35	12.684	17:29:04.162
10 -	OUTLAP	101.0	49.859	29.738	88.0	2:28.973	68.20	26.818	17:31:33.135

P22		34 W		Selina LIEBSCHNER		Moriwaki			
IDEAL LAP TIME : 2:02.925		BEST LAP TIME : 2:03.501		DIFFERENCE : 0.576					
LAP	SECTOR 1	SECTOR 2	SECTOR 3	LAP TIME	MPH	DIFF	TIME OF DAY		
1 -	OUTLAP	96.6	55.367	33.816	87.2				17:12:29.672
2 -	50.665	105.0	51.623	31.555	89.6	2:13.843	75.91	10.342	17:14:43.515
3 -	49.163	105.1	49.624	30.973	89.6	2:09.760	78.29	6.259	17:16:53.275
4 -	48.603	104.5	48.832	30.153	88.7	2:07.588	79.63	4.087	17:19:00.863
5 -	48.180	105.3	49.306	30.239	90.1	2:07.725	79.54	4.224	17:21:08.588
6 -	48.218	104.5	48.484	29.874	90.7	2:06.576	80.26	3.075	17:23:15.164
7 -	48.131	104.5	47.813	30.148	91.1	2:06.092	80.57	2.591	17:25:21.256
8 -	48.105	105.8	46.484	29.238	90.5	2:03.827 (2)	82.05	0.326	17:27:25.083
9 -	47.487	105.5	47.011	29.462	90.5	2:03.960 (3)	81.96	0.459	17:29:29.043
10 -	47.203	105.3	46.847	29.451	90.9	2:03.501 (1)	82.26		17:31:32.544

P23		7		Jaron NOOREN		Moriwaki			
IDEAL LAP TIME : 2:04.206		BEST LAP TIME : 2:04.287		DIFFERENCE : 0.081					
LAP	SECTOR 1	SECTOR 2	SECTOR 3	LAP TIME	MPH	DIFF	TIME OF DAY		
1 -	OUTLAP	105.1	49.069	30.006	88.4				17:12:08.748
2 -	48.286	106.1	48.454	30.028	87.5	2:06.768	80.14	2.481	17:14:15.516
3 -	48.820	103.8	47.904	29.587	88.0	2:06.311	80.43	2.024	17:16:21.827
4 -	48.598	103.7	47.518	29.594	87.7	2:05.710	80.82	1.423	17:18:27.537
5 -	48.318	102.7	47.690	30.011	87.5	2:06.019	80.62	1.732	17:20:33.556
6 -	49.064	102.1	47.916	29.789	88.4	2:06.769	80.14	2.482	17:22:40.325
7 -	48.904	104.3	46.812	29.437	89.1	2:05.153 (3)	81.18	0.866	17:24:45.478
8 -	48.993	104.8	47.100	29.531	87.8	2:05.624	80.87	1.337	17:26:51.102
9 -	48.103	104.5	46.836	29.361	88.0	2:04.300 (2)	81.73	0.013	17:28:55.402
10 -	48.184	104.2	46.804	29.299	89.6	2:04.287 (1)	81.74		17:30:59.689

P24		57		Marceils BEZULSKI		Moriwaki			
IDEAL LAP TIME : 2:04.228		BEST LAP TIME : 2:04.488		DIFFERENCE : 0.260					
LAP	SECTOR 1	SECTOR 2	SECTOR 3	LAP TIME	MPH	DIFF	TIME OF DAY		
1 -	OUTLAP	103.7	53.602	32.014	91.1				17:12:20.193
2 -	49.443	107.2	50.808	31.830	91.3	2:12.081	76.92	7.593	17:14:32.274
3 -	48.859	107.0	50.137	30.852	90.0	2:09.848	78.24	5.360	17:16:42.122
4 -	48.900	105.8	49.552	30.627	90.3	2:09.079	78.71	4.591	17:18:51.201
5 -	48.137	105.5	48.774	30.016	90.3	2:06.927	80.04	2.439	17:20:58.128
6 -	48.380	106.1	47.356	29.679	90.5	2:05.415	81.01	0.927	17:23:03.543
7 -	47.823	105.8	47.927	29.444	91.1	2:05.194 (3)	81.15	0.706	17:25:08.737
8 -	47.960	106.0	47.577	29.647	91.3	2:05.184 (2)	81.16	0.696	17:27:13.921
9 -	47.937	105.6	47.845	29.907	91.8	2:05.689	80.83	1.201	17:29:19.610
10 -	47.472	106.0	47.312	29.704	90.7	2:04.488 (1)	81.61		17:31:24.098

P25		83 W		Lachlan EPIS		Moriwaki			
IDEAL LAP TIME : 2:05.645		BEST LAP TIME : 2:05.933		DIFFERENCE : 0.288					
LAP	SECTOR 1	SECTOR 2	SECTOR 3	LAP TIME	MPH	DIFF	TIME OF DAY		
1 -	OUTLAP	106.5	51.447	31.855	88.0				17:12:14.912
2 -	50.798	105.0	49.411	30.729	89.2	2:10.938	77.59	5.005	17:14:25.850
3 -	49.770	105.5	48.555	29.627	92.6	2:07.952 (3)	79.40	2.019	17:16:33.802
4 -	50.974	105.0	48.741	29.745	89.1	2:09.460	78.48	3.527	17:18:43.262
5 -	48.806	105.0	49.069	30.074	90.5	2:07.949 (2)	79.40	2.016	17:20:51.211

Weather / Track : Bright / Dry

Assen

Circuit Length = 2.8222 miles

Start: 17:10 Flag 17:30 End: 17:32

MCRCB BULLETIN TK064

2014 MCE British Superbike Championship - Round 10

2014 Moriwaki 250 Junior Cup

FREE PRACTICE - SECTOR ANALYSIS

SECTOR 1 = FL to I1, SECTOR 2 = I1 to I2, SECTOR 3 = I2 to FL, DIFF = Difference To Personal Best Lap									
6 -	51.576	100.0	49.012	29.788	89.2	2:10.376	77.92	4.443	17:23:01.587
7 -	48.377	104.8	47.641	29.915	89.2	2:05.933 (1)	80.67		17:25:07.520
8 -	48.595	103.7	51.886	IN PIT		2:17.114 P	74.10	11.181	17:27:24.634
9 -	OUTLAP	105.5	47.916	29.627	89.8	3:02.474	55.68	56.541	17:30:27.108

MCRCB BULLETIN TK065**2014 MCE British Superbike Championship - Round 10****2014 Moriwaki 250 Junior Cup****FREE PRACTICE - BEST SPEEDS**

POS	SECTOR 1			SECTOR 2			FINISH LINE		
	NO	NAME	MPH	NO	NAME	MPH	NO	NAME	MPH
1	44	Kevin ORGIS	112.7				80	Sebastien FRAGA	96.8
2	69	Rory SKINNER	111.4				46	Marcel BRENNER	96.4
3	9	Robert SCHOTMAN	111.2				69	Rory SKINNER	96.4
4	11	Dan JONES	111.1				114	Patrik PULKKINEN	96.4
5	19	Adolfo DELGADO	111.1				4	Filip SALAC	95.8
6	14	Mate LACZKO	110.9				19	Adolfo DELGADO	95.8
7	79	Leon CZICHOS	110.7				44	Kevin ORGIS	95.8
8	114	Patrik PULKKINEN	110.5				11	Dan JONES	95.5
9	49	Philip FREITAG	110.1				49	Philip FREITAG	95.3
10	41	Jarno KAUSCH	110.0				9	Robert SCHOTMAN	94.7
11	36	Sander KROEZE	109.8				14	Mate LACZKO	94.5
12	56	Quentin KOERS	109.2				36	Sander KROEZE	94.5
13	969	Brandon PAASCH	109.2				62	Vasco van der VALK	94.5
14	62	Vasco van der VALK	109.1				79	Leon CZICHOS	93.9
15	80	Sebastien FRAGA	109.1				41	Jarno KAUSCH	93.7
16	16	Tomas de VRIES	108.9				16	Tomas de VRIES	93.4
17	4	Filip SALAC	108.2				56	Quentin KOERS	93.2
18	46	Marcel BRENNER	107.8				969	Brandon PAASCH	93.0
19	57	Marceils BEZULSKI	107.2				83	Lachlan EPIS	92.6
20	83	Lachlan EPIS	106.5				35	Ricardo PICCIUTO	92.4
21	7	Jaron NOOREN	106.1				59	Alberto NICOLETTI	92.0
22	35	Ricardo PICCIUTO	106.1				57	Marceils BEZULSKI	91.8
23	34	Selina LIEBSCHNER	105.8				55	Notis PAPAPAVLOU	91.6
24	55	Notis PAPAPAVLOU	105.1				34	Selina LIEBSCHNER	91.1
25	59	Alberto NICOLETTI	105.1				7	Jaron NOOREN	89.6

Weather / Track : Bright / Dry

Results can be found at www.tsl-timing.com

Assen

Circuit Length = 2.8222 miles

Start: 17:10 Flag 17:30 End: 17:32

Printed - 17:34 Friday, 19 September 2014

MCRCB BULLETIN TK066**2014 MCE British Superbike Championship - Round 10****2014 Moriwaki 250 Junior Cup****FREE PRACTICE - BEST SECTORS**

SECTOR 1			SECTOR 2			SECTOR 3			IDEAL / BEST COMPARISON						
POS	NO	NAME	TIME	NO	NAME	TIME	NO	NAME	TIME	POS	NO	NAME	IDEAL	BEST	DIFF
1	114	PULKKINEN	44.278	114	PULKKINEN	43.192	9	SCHOTMAN	26.848				PERFECT LAP	1:54.318	
2	9	SCHOTMAN	44.987	9	SCHOTMAN	43.286	80	FRAGA	26.986	1	114	PULKKINEN	1:54.460	1:54.525	0.065
3	62	VALK	45.230	62	VALK	43.669	114	PULKKINEN	26.990	2	9	SCHOTMAN	1:55.121	1:55.304	0.183
4	44	ORGIS	45.244	56	KOERS	43.683	49	FREITAG	27.004	3	62	VALK	1:56.026	1:56.318	0.292
5	19	DELGADO	45.334	19	DELGADO	43.739	62	VALK	27.127	4	36	KROEZE	1:56.353	1:56.562	0.209
6	36	KROEZE	45.355	36	KROEZE	43.756	36	KROEZE	27.242	5	49	FREITAG	1:56.381	1:56.770	0.389
7	80	FRAGA	45.443	49	FREITAG	43.791	44	ORGIS	27.317	6	80	FRAGA	1:56.394	1:56.607	0.213
8	11	JONES	45.509	11	JONES	43.960	79	CZICHOS	27.401	7	44	ORGIS	1:56.547	1:57.146	0.599
9	46	BRENNER	45.535	80	FRAGA	43.965	56	KOERS	27.465	8	19	DELGADO	1:56.708	1:57.765	1.057
10	41	KAUSCH	45.549	44	ORGIS	43.986	41	KAUSCH	27.582	9	11	JONES	1:57.059	1:57.556	0.497
11	49	FREITAG	45.586	4	SALAC	44.193	11	JONES	27.590	10	56	KOERS	1:57.151	1:57.373	0.222
12	4	SALAC	45.628	46	BRENNER	44.227	46	BRENNER	27.627	11	46	BRENNER	1:57.389	1:57.537	0.148
13	79	CZICHOS	45.687	41	KAUSCH	44.317	19	DELGADO	27.635	12	41	KAUSCH	1:57.448	1:57.494	0.046
14	56	KOERS	46.003	79	CZICHOS	44.479	4	SALAC	27.757	13	79	CZICHOS	1:57.567	1:57.908	0.341
15	16	VRIES	46.262	55	PAPAPAVLOU	44.631	16	VRIES	27.874	14	4	SALAC	1:57.578	1:57.578	0.000
16	969	PAASCH	46.412	16	VRIES	44.970	55	PAPAPAVLOU	28.071	15	16	VRIES	1:59.106	1:59.409	0.303
17	14	LACZKO	46.433	59	NICOLETTI	45.254	69	SKINNER	28.106	16	55	PAPAPAVLOU	1:59.310	1:59.496	0.186
18	55	PAPAPAVLOU	46.608	969	PAASCH	45.931	59	NICOLETTI	28.141	17	59	NICOLETTI	2:00.374	2:00.410	0.036
19	69	SKINNER	46.874	69	SKINNER	46.032	14	LACZKO	28.208	18	14	LACZKO	2:00.692	2:01.315	0.623
20	59	NICOLETTI	46.979	14	LACZKO	46.051	35	PICCIUTO	28.456	19	969	PAASCH	2:00.962	2:01.569	0.607
21	34	LIEBSCHNER	47.203	35	PICCIUTO	46.221	969	PAASCH	28.619	20	69	SKINNER	2:01.012	2:01.302	0.290
22	35	PICCIUTO	47.382	34	LIEBSCHNER	46.484	34	LIEBSCHNER	29.238	21	35	PICCIUTO	2:02.059	2:02.155	0.096
23	57	BEZULSKI	47.472	7	NOOREN	46.804	7	NOOREN	29.299	22	34	LIEBSCHNER	2:02.925	2:03.501	0.576
24	7	NOOREN	48.103	57	BEZULSKI	47.312	57	BEZULSKI	29.444	23	7	NOOREN	2:04.206	2:04.287	0.081
25	83	EPIS	48.377	83	EPIS	47.641	83	EPIS	29.627	24	57	BEZULSKI	2:04.228	2:04.488	0.260
										25	83	EPIS	2:05.645	2:05.933	0.288

Weather / Track : Bright / Dry

Results can be found at www.tsl-timing.com

Assen

Circuit Length = 2.8222 miles

Start: 17:10 Flag 17:30 End: 17:32

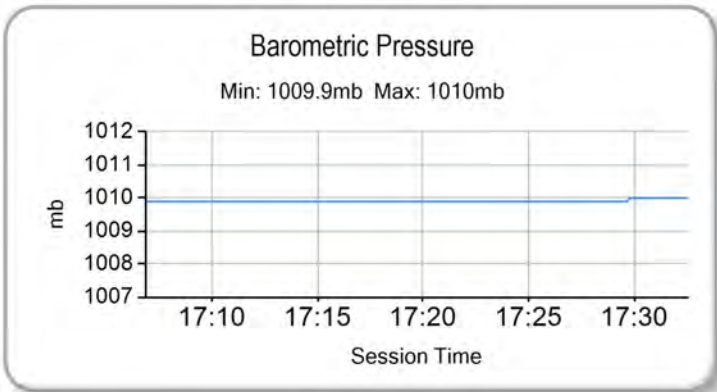
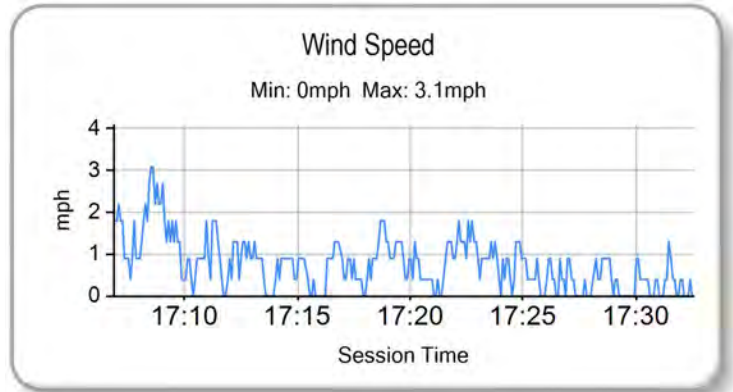
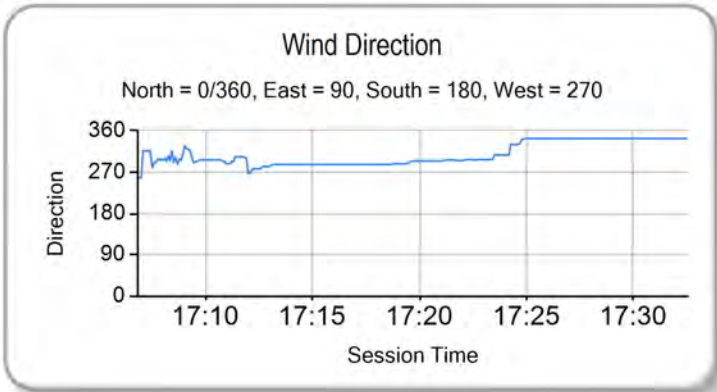
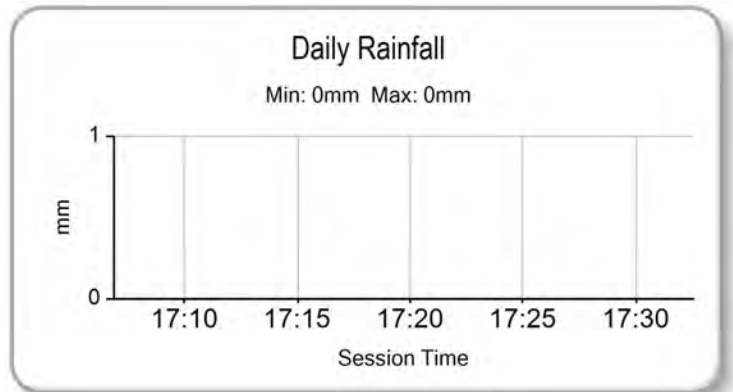
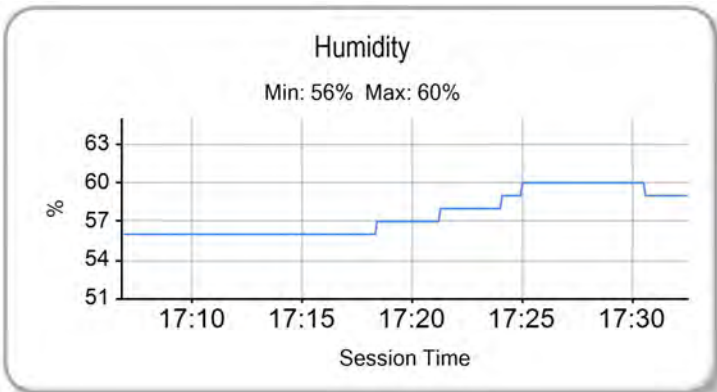
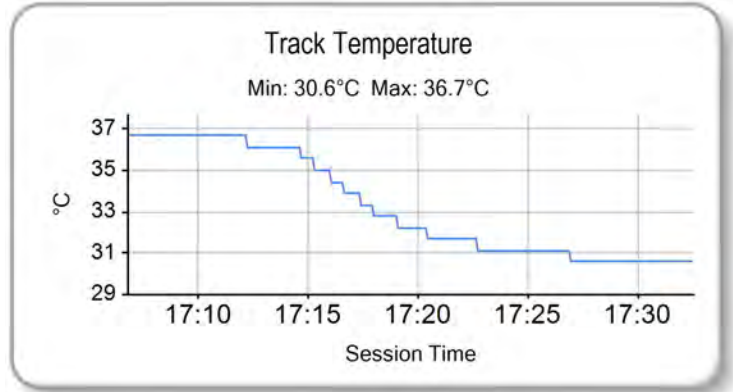
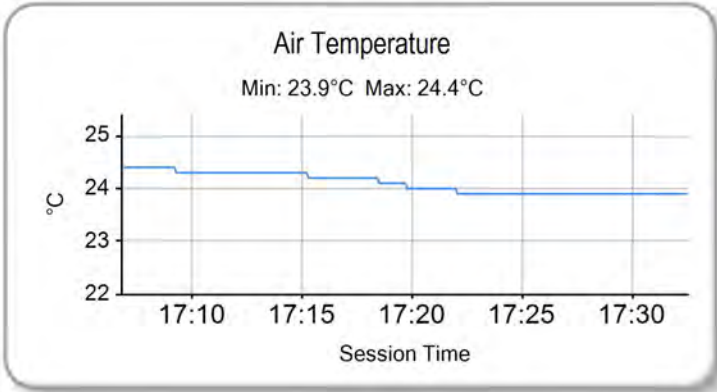
Printed - 17:35 Friday, 19 September 2014

MCRCB BULLETIN TK067

2014 MCE British Superbike Championship - Round 10

2014 Moriwaki 250 Junior Cup

FREE PRACTICE - WEATHER CONDITIONS



Weather / Track : Bright / Dry

Results can be found at www.tsl-timing.com

Assen
Circuit Length = 2.8222 miles
Start: 17:10 Flag 17:30 End: 17:32

Printed - 17:35 Friday, 19 September 2014

MCRCB BULLETIN TK075

2014 MCE British Superbike Championship - Round 10

2014 Moriwaki 250 Junior Cup

QUALIFYING 1 - CLASSIFICATION



POS	NO	CL	PIC NAME	NAT	ENTRY	TIME	ON	LAPS	GAP	DIFF	MPH
1	114		1 Patrik PULKKINEN	FIN	Moriwaki	1:54.361	10	11			88.84
2	46		2 Marcel BRENNER	SUI	Moriwaki	1:54.621	8	11	0.260	0.260	88.64
3	9	W	1 Robert SCHOTMAN	NED	Moriwaki	1:54.658	4	9	0.297	0.037	88.61
4	36		3 Sander KROEZE	NED	Moriwaki	1:54.871	5	10	0.510	0.213	88.44
5	49		4 Philip FREITAG	GER	Moriwaki	1:55.675	11	11	1.314	0.804	87.83
6	11		5 Dan JONES	GBR	Moriwaki	1:55.693	6	11	1.332	0.018	87.82
7	62		6 Vasco van der VALK	NED	Moriwaki	1:55.719	11	11	1.358	0.026	87.80
8	4		7 Filip SALAC	CZE	Moriwaki	1:55.730	10	11	1.369	0.011	87.79
9	80		8 Sebastien FRAGA	SUI	Moriwaki	1:55.761	10	10	1.400	0.031	87.76
10	56	W	2 Quentin KOERS	NED	Moriwaki	1:55.801	8	10	1.440	0.040	87.73
11	69	W	3 Rory SKINNER	GBR	Moriwaki	1:56.209	9	10	1.848	0.408	87.43
12	44		9 Kevin ORGIS	GER	Moriwaki	1:56.242	11	11	1.881	0.033	87.40
13	79		10 Leon CZICHOS	GER	Moriwaki	1:56.283	10	11	1.922	0.041	87.37
14	41		11 Jarno KAUSCH	SUI	Moriwaki	1:56.652	5	10	2.291	0.369	87.09
15	969	W	4 Brandon PAASCH	USA	Moriwaki	1:57.234	11	11	2.873	0.582	86.66
16	55		12 Notis PAPAPAVLOU	GRE	Moriwaki	1:57.237	9	11	2.876	0.003	86.66
17	19		13 Adolfo DELGADO	MEX	Moriwaki	1:57.254	11	11	2.893	0.017	86.65
18	16		14 Tomas de VRIES	NED	Moriwaki	1:58.794	4	10	4.433	1.540	85.52
19	59		15 Alberto NICOLETTI	ITA	Moriwaki	1:59.581	10	10	5.220	0.787	84.96
20	14		16 Mate LACZKO	HUN	Moriwaki	1:59.907	9	10	5.546	0.326	84.73
21	83	W	5 Lachlan EPIS	AUS	Moriwaki	2:00.938	9	10	6.577	1.031	84.01
22	34	W	6 Selina LIEBSCHNER	GER	Moriwaki	2:01.082	10	10	6.721	0.144	83.91
23	57		17 Marceils BEZULSKI	POL	Moriwaki	2:01.260	10	10	6.899	0.178	83.78
24	35		18 Ricardo PICCIUTO	ITA	Moriwaki	2:01.405	7	10	7.044	0.145	83.68
25	7		19 Jaron NOOREN	NED	Moriwaki	2:03.982	10	10	9.621	2.577	81.94

Qualifying 2 will be 30 minutes starting at 14:30

Weather / Track : Bright / Dry

These results are provisional until the conclusion of any judicial and technical matters.

Assen

Circuit Length = 2.8222 miles

Start: 10:20 Flag 10:40 End: 10:42

Race Director :	Stewards :	Timekeeper :
-----------------	------------	--------------

Results can be found at www.britishsuperbike.com

Printed - 10:43 Saturday, 20 September 2014



MCRCB BULLETIN TK076

2014 MCE British Superbike Championship - Round 10

2014 Moriwaki 250 Junior Cup

QUALIFYING 1 - SECTOR ANALYSIS

SECTOR 1 = FL to I1, SECTOR 2 = I1 to I2, SECTOR 3 = I2 to FL, DIFF = Difference To Personal Best Lap

P1 114		Patrik PULKKINEN		Moriwaki					
IDEAL LAP TIME : 1:54.361		BEST LAP TIME : 1:54.361		DIFFERENCE : 0.000					
LAP	SECTOR 1	SECTOR 2	SECTOR 3	LAP TIME	MPH	DIFF	TIME OF DAY		
1 -		109.4	45.340	28.119	94.7				10:21:56.257
2 -	45.108	109.8	44.231	27.522	95.5	1:56.861	86.94	2.500	10:23:53.118
3 -	44.883	110.5	44.003	27.413	95.5	1:56.299	87.36	1.938	10:25:49.417
4 -	44.400	110.9	43.657	27.219	94.7	1:55.276	88.13	0.915	10:27:44.693
5 -	45.173	109.1	44.583	27.193	96.4	1:56.949	86.87	2.588	10:29:41.642
6 -	44.222	109.8	43.909	27.311	95.5	1:55.442	88.01	1.081	10:31:37.084
7 -	44.573	109.8	43.669	27.181	96.0	1:55.423	88.02	1.062	10:33:32.507
8 -	44.445	110.1	43.401	27.048	96.6	1:54.894	88.43	0.533	10:35:27.401
9 -	44.195	110.3	43.297	26.962	96.4	1:54.454 (2)	88.77	0.093	10:37:21.855
10 -	44.179	110.5	43.230	26.952	96.0	1:54.361 (1)	88.84		10:39:16.216
11 -	44.211	110.9	43.289	27.050	96.6	1:54.550 (3)	88.69	0.189	10:41:10.766

P2 46		Marcel BRENNER		Moriwaki					
IDEAL LAP TIME : 1:54.577		BEST LAP TIME : 1:54.621		DIFFERENCE : 0.044					
LAP	SECTOR 1	SECTOR 2	SECTOR 3	LAP TIME	MPH	DIFF	TIME OF DAY		
1 -	OUTLAP	105.5	46.448	29.413	92.6				10:22:08.294
2 -	46.360	106.8	44.408	27.550	96.4	1:58.318	85.87	3.697	10:24:06.612
3 -	45.978	105.3	44.012	27.318	96.0	1:57.308	86.61	2.687	10:26:03.920
4 -	45.684	105.5	43.703	27.382	96.0	1:56.769	87.01	2.148	10:28:00.689
5 -	45.024	107.8	43.131	27.399	95.1	1:55.554	87.92	0.933	10:29:56.243
6 -	45.433	107.7	43.413	27.244	95.8	1:56.090	87.51	1.469	10:31:52.333
7 -	44.742	109.1	43.417	26.893	96.2	1:55.052 (3)	88.30	0.431	10:33:47.385
8 -	44.786	108.9	43.124	26.711	96.6	1:54.621 (1)	88.64		10:35:42.006
9 -	44.824	107.7	45.022	28.586	95.3	1:58.432	85.78	3.811	10:37:40.438
10 -	45.820	97.5	45.728	27.174	95.5	1:58.722	85.57	4.101	10:39:39.160
11 -	44.838	107.2	43.156	26.941	97.0	1:54.935 (2)	88.39	0.314	10:41:34.095

P3 9 W		Robert SCHOTMAN		Moriwaki					
IDEAL LAP TIME : 1:54.347		BEST LAP TIME : 1:54.658		DIFFERENCE : 0.311					
LAP	SECTOR 1	SECTOR 2	SECTOR 3	LAP TIME	MPH	DIFF	TIME OF DAY		
1 -		111.1	44.641	27.392	94.3				10:21:59.500
2 -	45.175	109.1	44.077	27.046	94.1	1:56.298	87.36	1.640	10:23:55.798
3 -	44.888	109.1	43.453	26.956	94.9	1:55.297	88.12	0.639	10:25:51.095
4 -	44.577	109.4	43.316	26.765	93.9	1:54.658 (1)	88.61		10:27:45.753
5 -	44.349	111.2	43.556	26.833	93.5	1:54.738 (3)	88.55	0.080	10:29:40.491
6 -	1:39.217	86.2	49.657	IN PIT		3:04.199 P	55.15	1:09.541	10:32:44.690
7 -	OUTLAP	108.7	44.045	26.838	94.7	5:15.868	32.16	3:21.210	10:38:00.558
8 -	44.969	109.2	43.472	26.954	93.5	1:55.395	88.04	0.737	10:39:55.953
9 -	44.572	110.7	43.233	26.883	93.4	1:54.688 (2)	88.58	0.030	10:41:50.641

P4 36		Sander KROEZE		Moriwaki					
IDEAL LAP TIME : 1:54.372		BEST LAP TIME : 1:54.871		DIFFERENCE : 0.499					
LAP	SECTOR 1	SECTOR 2	SECTOR 3	LAP TIME	MPH	DIFF	TIME OF DAY		
1 -	OUTLAP	111.6	47.271	28.498	93.0				10:22:09.074
2 -	47.645	111.8	45.368	26.836	95.5	1:59.849	84.77	4.978	10:24:08.923
3 -	45.619	110.5	44.175	27.616	94.9	1:57.410	86.53	2.539	10:26:06.333
4 -	45.045	109.8	43.334	26.715	94.5	1:55.094 (2)	88.27	0.223	10:28:01.427
5 -	44.578	112.0	43.079	27.214	95.5	1:54.871 (1)	88.44		10:29:56.298
6 -	45.181	108.7	43.615	26.999	94.1	1:55.795	87.74	0.924	10:31:52.093
7 -	44.934	109.6	43.404	26.807	94.7	1:55.145 (3)	88.23	0.274	10:33:47.238
8 -	44.811	108.2	43.956	IN PIT		2:05.061 P	81.24	10.190	10:35:52.299
9 -	OUTLAP	84.7	47.325	27.647	94.3	2:44.013	61.94	49.142	10:38:36.312
10 -	45.032	108.9	43.361	27.488	93.2	1:55.881	87.67	1.010	10:40:32.193

Weather / Track : Bright / Dry

Assen

Circuit Length = 2.8222 miles

Start: 10:20 Flag 10:40 End: 10:42

MCRCB BULLETIN TK076

2014 MCE British Superbike Championship - Round 10

2014 Moriwaki 250 Junior Cup

QUALIFYING 1 - SECTOR ANALYSIS

SECTOR 1 = FL to I1, SECTOR 2 = I1 to I2, SECTOR 3 = I2 to FL, DIFF = Difference To Personal Best Lap

P5 49 Philip FREITAG		Moriwaki							
IDEAL LAP TIME : 1:55.404		BEST LAP TIME : 1:55.675		DIFFERENCE : 0.271					
LAP	SECTOR 1	SECTOR 2	SECTOR 3	LAP TIME	MPH	DIFF	TIME OF DAY		
1 -		106.5	46.284	28.154	93.2		10:22:21.080		
2 -	46.952	107.5	44.792	27.549	94.1	1:59.293	85.16	3.618	10:24:20.373
3 -	45.914	110.5	44.517	27.644	94.1	1:58.075	86.04	2.400	10:26:18.448
4 -	45.601	108.9	44.386	27.226	93.7	1:57.213	86.68	1.538	10:28:15.661
5 -	45.831	108.5	43.841	26.832	95.5	1:56.504	87.20	0.829	10:30:12.165
6 -	45.356	108.5	43.592	26.778	96.2	1:55.726 (2)	87.79	0.051	10:32:07.891
7 -	45.038	109.1	43.901	27.018	94.5	1:55.957	87.62	0.282	10:34:03.848
8 -	45.273	108.5	43.653	26.814	95.5	1:55.740 (3)	87.78	0.065	10:35:59.588
9 -	45.196	108.7	43.867	27.025	94.5	1:56.088	87.52	0.413	10:37:55.676
10 -	45.075	109.8	43.588	27.181	94.1	1:55.844	87.70	0.169	10:39:51.520
11 -	45.143	108.9	43.598	26.934	94.9	1:55.675 (1)	87.83		10:41:47.195

P6 11 Dan JONES		Moriwaki							
IDEAL LAP TIME : 1:55.693		BEST LAP TIME : 1:55.693		DIFFERENCE : 0.000					
LAP	SECTOR 1	SECTOR 2	SECTOR 3	LAP TIME	MPH	DIFF	TIME OF DAY		
1 -		107.8	45.571	30.043	88.9		10:22:01.667		
2 -	46.149	110.9	44.616	27.666	94.9	1:58.431	85.78	2.738	10:24:00.098
3 -	46.375	109.8	45.151	27.458	94.3	1:58.984	85.39	3.291	10:25:59.082
4 -	45.386	108.5	44.045	27.352	94.1	1:56.783	87.00	1.090	10:27:55.865
5 -	45.313	108.4	43.679	27.296	94.5	1:56.288	87.37	0.595	10:29:52.153
6 -	45.111	108.9	43.456	27.126	95.1	1:55.693 (1)	87.82		10:31:47.846
7 -	45.391	108.7	43.815	27.789	95.3	1:56.995	86.84	1.302	10:33:44.841
8 -	45.581	107.0	43.891	27.314	95.3	1:56.786	86.99	1.093	10:35:41.627
9 -	45.690	108.7	43.874	27.341	96.0	1:56.905	86.90	1.212	10:37:38.532
10 -	45.183	108.0	43.818	27.242	94.9	1:56.243 (3)	87.40	0.550	10:39:34.775
11 -	45.389	108.4	43.490	27.347	94.3	1:56.226 (2)	87.41	0.533	10:41:31.001

P7 62 Vasco van der VALK		Moriwaki							
IDEAL LAP TIME : 1:55.519		BEST LAP TIME : 1:55.719		DIFFERENCE : 0.200					
LAP	SECTOR 1	SECTOR 2	SECTOR 3	LAP TIME	MPH	DIFF	TIME OF DAY		
1 -		102.1	45.615	27.918	93.0		10:22:00.292		
2 -	45.648	105.8	44.363	27.828	92.6	1:57.839	86.22	2.120	10:23:58.131
3 -	45.361	105.5	44.269	27.896	92.6	1:57.526	86.45	1.807	10:25:55.657
4 -	45.148	106.0	44.318	27.716	92.6	1:57.182	86.70	1.463	10:27:52.839
5 -	45.376	105.3	44.159	27.656	92.4	1:57.191	86.69	1.472	10:29:50.030
6 -	45.496	104.8	44.510	27.569	94.3	1:57.575	86.41	1.856	10:31:47.605
7 -	45.357	108.4	44.014	27.444	93.0	1:56.815 (3)	86.97	1.096	10:33:44.420
8 -	46.564	104.6	43.886	27.299	94.7	1:57.749	86.28	2.030	10:35:42.169
9 -	44.732	108.4	44.212	27.187	93.5	1:56.131 (2)	87.48	0.412	10:37:38.300
10 -	47.619	104.8	44.120	27.512	92.8	1:59.251	85.19	3.532	10:39:37.551
11 -	44.719	106.1	43.613	27.387	93.2	1:55.719 (1)	87.80		10:41:33.270

P8 4 Filip SALAC		Moriwaki							
IDEAL LAP TIME : 1:55.730		BEST LAP TIME : 1:55.730		DIFFERENCE : 0.000					
LAP	SECTOR 1	SECTOR 2	SECTOR 3	LAP TIME	MPH	DIFF	TIME OF DAY		
1 -		111.1	47.954	29.708	93.0		10:22:08.286		
2 -	47.243	110.7	45.253	27.958	95.8	2:00.454	84.34	4.724	10:24:08.740
3 -	46.146	110.5	44.789	27.718	97.6	1:58.653	85.62	2.923	10:26:07.393
4 -	45.739	110.1	45.054	27.995	97.6	1:58.788	85.53	3.058	10:28:06.181
5 -	45.332	113.1	44.346	27.628	97.8	1:57.306	86.61	1.576	10:30:03.487
6 -	45.506	111.8	44.657	27.915	93.5	1:58.078	86.04	2.348	10:32:01.565
7 -	45.203	108.5	44.377	27.551	96.2	1:57.131	86.74	1.401	10:33:58.696
8 -	45.410	109.2	44.387	27.494	96.2	1:57.291	86.62	1.561	10:35:55.987
9 -	45.373	108.7	44.086	27.233	96.8	1:56.692 (3)	87.06	0.962	10:37:52.679
10 -	44.928	108.2	43.731	27.071	96.4	1:55.730 (1)	87.79		10:39:48.409
11 -	45.058	109.6	43.746	27.118	96.4	1:55.922 (2)	87.64	0.192	10:41:44.331

Weather / Track : Bright / Dry

Assen

Circuit Length = 2.8222 miles

Start: 10:20 Flag 10:40 End: 10:42

MCRCB BULLETIN TK076

2014 MCE British Superbike Championship - Round 10

2014 Moriwaki 250 Junior Cup

QUALIFYING 1 - SECTOR ANALYSIS

SECTOR 1 = FL to I1, SECTOR 2 = I1 to I2, SECTOR 3 = I2 to FL, DIFF = Difference To Personal Best Lap

P9 80		Sebastien FRAGA				Moriwaki			
IDEAL LAP TIME : 1:55.761		BEST LAP TIME : 1:55.761				DIFFERENCE : 0.000			
LAP	SECTOR 1	SECTOR 2	SECTOR 3	LAP TIME	MPH	DIFF	TIME OF DAY		
1 -	OUTLAP	106.0	47.811	29.136	94.5		10:22:09.403		
2 -	48.701	107.8	45.624	28.289	96.4	2:02.614	82.86	6.853	10:24:12.017
3 -	46.811	107.5	45.026	27.645	94.5	1:59.482	85.03	3.721	10:26:11.499
4 -	45.872	106.6	44.711	27.372	95.1	1:57.955	86.13	2.194	10:28:09.454
5 -	45.709	107.0	44.438	27.241	95.5	1:57.388	86.55	1.627	10:30:06.842
6 -	45.371	110.1	44.348	27.186	94.3	1:56.905 (3)	86.90	1.144	10:32:03.747
7 -	45.934	107.2	44.079	27.483	94.7	1:57.496	86.47	1.735	10:34:01.243
8 -	45.406	106.8	43.987	27.051	96.4	1:56.444 (2)	87.25	0.683	10:35:57.687
9 -	51.395	73.1	52.002	28.378	95.5	2:11.775	77.10	16.014	10:38:09.462
10 -	45.177	107.3	43.705	26.879	96.4	1:55.761 (1)	87.76		10:40:05.223

P10 56 W		Quentin KOERS				Moriwaki			
IDEAL LAP TIME : 1:55.801		BEST LAP TIME : 1:55.801				DIFFERENCE : 0.000			
LAP	SECTOR 1	SECTOR 2	SECTOR 3	LAP TIME	MPH	DIFF	TIME OF DAY		
1 -	OUTLAP	109.8	48.503	30.069	93.0		10:22:14.118		
2 -	47.585	110.0	45.620	27.647	93.5	2:00.852	84.07	5.051	10:24:14.970
3 -	46.235	108.4	44.436	27.560	93.7	1:58.231	85.93	2.430	10:26:13.201
4 -	46.009	109.2	44.401	27.991	93.5	1:58.401	85.81	2.600	10:28:11.602
5 -	45.968	108.0	44.781	27.705	92.6	1:58.454	85.77	2.653	10:30:10.056
6 -	45.997	107.8	44.408	27.334	93.9	1:57.739 (3)	86.29	1.938	10:32:07.795
7 -	45.478	110.1	43.838	27.115	94.7	1:56.431 (2)	87.26	0.630	10:34:04.226
8 -	45.130	110.3	43.560	27.111	93.9	1:55.801 (1)	87.73		10:36:00.027
9 -	48.906	106.8	44.645	27.347	93.9	2:00.898	84.03	5.097	10:38:00.925
10 -	45.414	108.2	46.740	29.145	91.4	2:01.299	83.76	5.498	10:40:02.224

P11 69 W		Rory SKINNER				Moriwaki			
IDEAL LAP TIME : 1:55.956		BEST LAP TIME : 1:56.209				DIFFERENCE : 0.253			
LAP	SECTOR 1	SECTOR 2	SECTOR 3	LAP TIME	MPH	DIFF	TIME OF DAY		
1 -		111.2	45.895	27.848	94.7		10:22:01.304		
2 -	46.018	111.1	45.193	27.420	96.4	1:58.631	85.64	2.422	10:23:59.935
3 -	46.149	110.5	46.183	27.339	97.8	1:59.671	84.90	3.462	10:25:59.606
4 -	45.353	112.9	43.839	30.097	85.7	1:59.289	85.17	3.080	10:27:58.895
5 -	46.186	111.6	43.637	IN PIT		2:02.744 P	82.77	6.535	10:30:01.639
6 -	OUTLAP	109.4	45.377	27.591	95.3	3:07.189	54.27	1:10.980	10:33:08.828
7 -	45.745	109.8	44.271	27.496	96.4	1:57.512	86.46	1.303	10:35:06.340
8 -	45.373	110.1	43.977	27.091	96.8	1:56.441 (2)	87.25	0.232	10:37:02.781
9 -	45.228	110.7	43.826	27.155	97.8	1:56.209 (1)	87.43		10:38:58.990
10 -	45.357	109.8	43.760	27.440	94.5	1:56.557 (3)	87.16	0.348	10:40:55.547

P12 44		Kevin ORGIS				Moriwaki			
IDEAL LAP TIME : 1:56.063		BEST LAP TIME : 1:56.242				DIFFERENCE : 0.179			
LAP	SECTOR 1	SECTOR 2	SECTOR 3	LAP TIME	MPH	DIFF	TIME OF DAY		
1 -	OUTLAP	110.7	45.636	27.497	93.7		10:22:01.463		
2 -	46.077	110.1	45.054	27.627	96.0	1:58.758	85.55	2.516	10:24:00.221
3 -	46.259	111.1	44.195	27.425	93.9	1:57.879	86.19	1.637	10:25:58.100
4 -	45.205	109.2	44.148	27.361	94.1	1:56.714	87.05	0.472	10:27:54.814
5 -	45.193	109.4	43.928	27.217	94.5	1:56.338 (2)	87.33	0.096	10:29:51.152
6 -	45.126	109.4	43.867	27.373	93.5	1:56.366 (3)	87.31	0.124	10:31:47.518
7 -	45.243	108.0	44.143	27.638	94.9	1:57.024	86.82	0.782	10:33:44.542
8 -	45.431	107.3	44.067	27.478	94.5	1:56.976	86.85	0.734	10:35:41.518
9 -	45.123	107.3	43.997	27.379	93.9	1:56.499	87.21	0.257	10:37:38.017
10 -	45.218	108.0	43.837	27.431	93.2	1:56.486	87.22	0.244	10:39:34.503
11 -	45.213	107.7	43.723	27.306	94.7	1:56.242 (1)	87.40		10:41:30.745

Weather / Track : Bright / Dry

Assen

Circuit Length = 2.8222 miles

Start: 10:20 Flag 10:40 End: 10:42

MCRCB BULLETIN TK076

2014 MCE British Superbike Championship - Round 10

2014 Moriwaki 250 Junior Cup

QUALIFYING 1 - SECTOR ANALYSIS

SECTOR 1 = FL to I1, SECTOR 2 = I1 to I2, SECTOR 3 = I2 to FL, DIFF = Difference To Personal Best Lap

P13 79		Leon CZICHOS		Moriwaki					
IDEAL LAP TIME : 1:56.145		BEST LAP TIME : 1:56.283		DIFFERENCE : 0.138					
LAP	SECTOR 1	SECTOR 2	SECTOR 3	LAP TIME	MPH	DIFF	TIME OF DAY		
1 -	OUTLAP	110.0	47.883	29.003	92.4				10:22:07.333
2 -	46.842	108.9	45.212	27.927	93.4	1:59.981	84.68	3.698	10:24:07.314
3 -	45.846	110.3	45.057	27.654	93.2	1:58.557	85.69	2.274	10:26:05.871
4 -	46.157	110.0	44.576	27.482	93.0	1:58.215	85.94	1.932	10:28:04.086
5 -	45.932	108.7	44.872	27.620	93.0	1:58.424	85.79	2.141	10:30:02.510
6 -	46.100	107.8	44.799	27.391	93.2	1:58.290	85.89	2.007	10:32:00.800
7 -	45.982	107.7	44.772	27.511	94.3	1:58.265	85.91	1.982	10:33:59.065
8 -	45.593	112.2	44.626	27.381	93.9	1:57.600	86.39	1.317	10:35:56.665
9 -	45.580	108.9	44.054	27.135	93.5	1:56.769 (3)	87.01	0.486	10:37:53.434
10 -	45.310	109.2	43.915	27.058	93.5	1:56.283 (1)	87.37		10:39:49.717
11 -	45.206	108.9	43.881	27.666	91.1	1:56.753 (2)	87.02	0.470	10:41:46.470

P14 41		Jarno KAUSCH		Moriwaki					
IDEAL LAP TIME : 1:56.609		BEST LAP TIME : 1:56.652		DIFFERENCE : 0.043					
LAP	SECTOR 1	SECTOR 2	SECTOR 3	LAP TIME	MPH	DIFF	TIME OF DAY		
1 -		104.8	47.007	29.363	91.1				10:22:08.853
2 -	47.542	107.2	45.557	27.758	93.5	2:00.857	84.06	4.205	10:24:09.710
3 -	45.779	108.7	44.457	27.794	93.2	1:58.030	86.08	1.378	10:26:07.740
4 -	45.376	110.1	44.989	27.832	93.7	1:58.197	85.95	1.545	10:28:05.937
5 -	45.373	110.5	43.960	27.319	93.0	1:56.652 (1)	87.09		10:30:02.589
6 -	46.350	107.3	45.338	27.678	93.0	1:59.366	85.11	2.714	10:32:01.955
7 -	45.406	108.5	44.418	27.366	93.2	1:57.190 (3)	86.69	0.538	10:33:59.145
8 -	45.415	108.7	45.280	27.276	95.3	1:57.971	86.12	1.319	10:35:57.116
9 -	54.542	75.5	48.149	27.669	93.4	2:10.360	77.93	13.708	10:38:07.476
10 -	45.454	107.0	44.339	27.328	93.9	1:57.121 (2)	86.74	0.469	10:40:04.597

P15 969 W		Brandon PAASCH		Moriwaki					
IDEAL LAP TIME : 1:57.135		BEST LAP TIME : 1:57.234		DIFFERENCE : 0.099					
LAP	SECTOR 1	SECTOR 2	SECTOR 3	LAP TIME	MPH	DIFF	TIME OF DAY		
1 -		110.7	47.065	28.782	92.8				10:22:04.335
2 -	46.944	105.3	46.124	28.832	93.9	2:01.900	83.34	4.666	10:24:06.235
3 -	46.613	109.8	45.650	28.328	93.7	2:00.591	84.25	3.357	10:26:06.826
4 -	45.660	111.2	44.487	28.453	90.7	1:58.600	85.66	1.366	10:28:05.426
5 -	45.622	110.5	44.587	27.822	93.5	1:58.031	86.08	0.797	10:30:03.457
6 -	45.758	111.8	45.370	28.057	93.4	1:59.185	85.24	1.951	10:32:02.642
7 -	45.611	110.0	44.730	28.361	90.9	1:58.702	85.59	1.468	10:34:01.344
8 -	45.588	110.3	44.312	27.721	93.9	1:57.621 (3)	86.38	0.387	10:35:58.965
9 -	45.910	107.5	44.341	27.668	93.4	1:57.919	86.16	0.685	10:37:56.884
10 -	45.393	110.0	44.524	27.665	93.7	1:57.582 (2)	86.40	0.348	10:39:54.466
11 -	45.265	109.8	44.411	27.558	93.0	1:57.234 (1)	86.66		10:41:51.700

P16 55		Notis PAPAPAVLOU		Moriwaki					
IDEAL LAP TIME : 1:57.180		BEST LAP TIME : 1:57.237		DIFFERENCE : 0.057					
LAP	SECTOR 1	SECTOR 2	SECTOR 3	LAP TIME	MPH	DIFF	TIME OF DAY		
1 -		110.0	46.596	28.268	92.0				10:22:03.362
2 -	46.574	107.0	44.850	27.949	92.6	1:59.373	85.11	2.136	10:24:02.735
3 -	46.106	107.3	44.494	27.634	92.0	1:58.234	85.93	0.997	10:26:00.969
4 -	45.814	108.0	44.036	27.718	92.0	1:57.568 (3)	86.41	0.331	10:27:58.537
5 -	45.721	107.8	44.146	28.359	93.7	1:58.226	85.93	0.989	10:29:56.763
6 -	46.029	106.3	44.498	27.746	93.2	1:58.273	85.90	1.036	10:31:55.036
7 -	46.019	108.4	44.434	28.034	91.4	1:58.487	85.74	1.250	10:33:53.523
8 -	49.292	92.1	46.181	28.000	93.9	2:03.473	82.28	6.236	10:35:56.996
9 -	45.721	108.0	44.026	27.490	93.2	1:57.237 (1)	86.66		10:37:54.233
10 -	45.664	107.5	44.369	27.851	92.0	1:57.884	86.18	0.647	10:39:52.117
11 -	45.670	107.7	44.152	27.634	92.4	1:57.456 (2)	86.50	0.219	10:41:49.573

Weather / Track : Bright / Dry

Assen

Circuit Length = 2.8222 miles

Start: 10:20 Flag 10:40 End: 10:42

MCRCB BULLETIN TK076

2014 MCE British Superbike Championship - Round 10

2014 Moriwaki 250 Junior Cup

QUALIFYING 1 - SECTOR ANALYSIS

SECTOR 1 = FL to I1, SECTOR 2 = I1 to I2, SECTOR 3 = I2 to FL, DIFF = Difference To Personal Best Lap

P17 19		Adolfo DELGADO		Moriwaki					
IDEAL LAP TIME : 1:57.110		BEST LAP TIME : 1:57.254		DIFFERENCE : 0.144					
LAP	SECTOR 1	SECTOR 2	SECTOR 3	LAP TIME	MPH	DIFF	TIME OF DAY		
1 -		108.2	46.525	28.124	93.5		10:22:01.918		
2 -	46.097	112.7	44.659	27.972	94.5	1:58.728	85.57	1.474	10:24:00.646
3 -	46.035	112.9	44.939	27.893	93.4	1:58.867	85.47	1.613	10:25:59.513
4 -	45.981	110.7	44.253	27.921	93.5	1:58.155	85.99	0.901	10:27:57.668
5 -	45.929	109.1	44.662	27.978	93.2	1:58.569	85.68	1.315	10:29:56.237
6 -	46.500	110.3	44.194	27.938	93.9	1:58.632	85.64	1.378	10:31:54.869
7 -	45.877	107.8	44.317	27.798	93.5	1:57.992	86.10	0.738	10:33:52.861
8 -	45.827	108.0	44.197	27.856	93.4	1:57.880	86.19	0.626	10:35:50.741
9 -	45.807	107.7	44.159	27.679	93.7	1:57.645 (3)	86.36	0.391	10:37:48.386
10 -	45.425	108.4	44.235	27.661	93.7	1:57.321 (2)	86.60	0.067	10:39:45.707
11 -	45.290	108.2	44.257	27.707	93.9	1:57.254 (1)	86.65		10:41:42.961

P18 16		Tomas de VRIES		Moriwaki					
IDEAL LAP TIME : 1:58.293		BEST LAP TIME : 1:58.794		DIFFERENCE : 0.501					
LAP	SECTOR 1	SECTOR 2	SECTOR 3	LAP TIME	MPH	DIFF	TIME OF DAY		
1 -		105.1	47.004	29.076	91.6		10:22:03.820		
2 -	47.347	104.2	46.127	28.738	91.1	2:02.212	83.13	3.418	10:24:06.032
3 -	47.241	107.3	45.353	28.377	93.2	2:00.971	83.98	2.177	10:26:07.003
4 -	46.000	108.0	44.830	27.964	92.8	1:58.794 (1)	85.52		10:28:05.797
5 -	46.476	107.3	45.129	28.026	91.8	1:59.631	84.92	0.837	10:30:05.428
6 -	46.757	104.6	44.950	27.849	92.4	1:59.556 (3)	84.98	0.762	10:32:04.984
7 -	46.885	104.5	45.305	27.463	93.7	1:59.653	84.91	0.859	10:34:04.637
8 -	46.106	105.5	44.950	28.228	91.3	1:59.284 (2)	85.17	0.490	10:36:03.921
9 -	46.710	105.3	45.191	28.094	92.0	1:59.995	84.67	1.201	10:38:03.916
10 -	46.605	104.2	45.464	28.103	92.2	2:00.172	84.54	1.378	10:40:04.088

P19 59		Alberto NICOLETTI		Moriwaki					
IDEAL LAP TIME : 1:59.581		BEST LAP TIME : 1:59.581		DIFFERENCE : 0.000					
LAP	SECTOR 1	SECTOR 2	SECTOR 3	LAP TIME	MPH	DIFF	TIME OF DAY		
1 -	OUTLAP	106.8	50.408	29.598	91.6		10:22:20.071		
2 -	48.262	107.8	45.927	28.551	92.6	2:02.740	82.77	3.159	10:24:22.811
3 -	47.218	106.1	45.385	28.227	92.2	2:00.830	84.08	1.249	10:26:23.641
4 -	46.776	107.0	45.680	29.333	89.4	2:01.789	83.42	2.208	10:28:25.430
5 -	47.169	106.5	44.979	28.134	93.4	2:00.282	84.46	0.701	10:30:25.712
6 -	46.894	107.0	46.437	IN PIT		2:12.338 P	76.77	12.757	10:32:38.050
7 -	OUTLAP	104.0	45.271	28.358	91.6	2:20.651	72.23	21.070	10:34:58.701
8 -	46.779	104.3	45.186	28.215	92.2	2:00.180 (3)	84.54	0.599	10:36:58.881
9 -	46.547	104.0	45.129	28.310	91.3	1:59.986 (2)	84.67	0.405	10:38:58.867
10 -	46.529	105.5	44.961	28.091	91.6	1:59.581 (1)	84.96		10:40:58.448

P20 14		Mate LACZKO		Moriwaki					
IDEAL LAP TIME : 1:59.481		BEST LAP TIME : 1:59.907		DIFFERENCE : 0.426					
LAP	SECTOR 1	SECTOR 2	SECTOR 3	LAP TIME	MPH	DIFF	TIME OF DAY		
1 -	OUTLAP	96.9	48.359	29.896	92.0		10:22:08.990		
2 -	48.445	109.2	46.014	27.994	93.4	2:02.453	82.97	2.546	10:24:11.443
3 -	46.537	108.7	45.791	28.146	93.9	2:00.474	84.33	0.567	10:26:11.917
4 -	46.305	108.9	45.294	28.339	95.3	1:59.938 (2)	84.71	0.031	10:28:11.855
5 -	46.576	108.2	45.383	28.066	93.5	2:00.025 (3)	84.65	0.118	10:30:11.880
6 -	46.879	108.0	45.863	28.062	93.4	2:00.804	84.10	0.897	10:32:12.684
7 -	46.621	107.0	45.875	28.159	93.2	2:00.655	84.20	0.748	10:34:13.339
8 -	46.594	106.8	45.564	28.339	93.4	2:00.497	84.31	0.590	10:36:13.836
9 -	46.349	107.2	45.676	27.882	93.4	1:59.907 (1)	84.73		10:38:13.743
10 -	46.350	107.8	45.532	28.278	93.2	2:00.160	84.55	0.253	10:40:13.903

Weather / Track : Bright / Dry

Assen

Circuit Length = 2.8222 miles

Start: 10:20 Flag 10:40 End: 10:42

MCRCB BULLETIN TK076

2014 MCE British Superbike Championship - Round 10

2014 Moriwaki 250 Junior Cup

QUALIFYING 1 - SECTOR ANALYSIS

SECTOR 1 = FL to I1, SECTOR 2 = I1 to I2, SECTOR 3 = I2 to FL, DIFF = Difference To Personal Best Lap

P21 83 W		Lachlan EPIS		Moriwaki				
IDEAL LAP TIME : 2:00.938		BEST LAP TIME : 2:00.938		DIFFERENCE : 0.000				
LAP	SECTOR 1	SECTOR 2	SECTOR 3	LAP TIME	MPH	DIFF	TIME OF DAY	
1 -	OUTLAP	107.0	48.562	29.535	91.6		10:22:08.516	
2 -	47.829	107.5	47.008	28.626	91.4	2:03.463	10:24:11.979	
3 -	47.256	108.4	46.187	29.225	90.3	2:02.668	10:26:14.647	
4 -	47.563	106.6	46.609	28.525	90.1	2:02.697	10:28:17.344	
5 -	47.218	106.3	46.077	28.746	89.8	2:02.041 (2)	10:30:19.385	
6 -	48.496	105.0	47.856	29.083	90.3	2:05.435	10:32:24.820	
7 -	47.253	104.5	46.393	28.589	90.7	2:02.235	10:34:27.055	
8 -	47.104	105.5	46.502	29.326	90.1	2:02.932	10:36:29.987	
9 -	46.487	106.1	45.983	28.468	90.3	2:00.938 (1)	10:38:30.925	
10 -	46.904	105.5	46.089	29.165	91.8	2:02.158 (3)	10:40:33.083	

P22 34 W		Selina LIEBSCHNER		Moriwaki				
IDEAL LAP TIME : 2:00.479		BEST LAP TIME : 2:01.082		DIFFERENCE : 0.603				
LAP	SECTOR 1	SECTOR 2	SECTOR 3	LAP TIME	MPH	DIFF	TIME OF DAY	
1 -	OUTLAP	110.5	49.449	30.129	91.6		10:22:13.447	
2 -	47.494	107.8	48.175	28.739	92.6	2:04.408	10:24:17.855	
3 -	46.704	107.5	46.474	29.024	89.2	2:02.202	10:26:20.057	
4 -	47.030	107.8	46.568	28.909	92.4	2:02.507	10:28:22.564	
5 -	46.893	108.2	46.634	28.728	92.6	2:02.255	10:30:24.819	
6 -	46.750	107.5	46.205	28.536	91.8	2:01.491 (2)	10:32:26.310	
7 -	46.213	106.8	46.194	29.201	91.8	2:01.608 (3)	10:34:27.918	
8 -	46.326	106.8	46.499	29.347	92.8	2:02.172	10:36:30.090	
9 -	46.768	107.5	45.730	29.130	90.9	2:01.628	10:38:31.718	
10 -	46.364	105.6	46.111	28.607	92.6	2:01.082 (1)	10:40:32.800	

P23 57		Marceils BEZULSKI		Moriwaki				
IDEAL LAP TIME : 2:00.455		BEST LAP TIME : 2:01.260		DIFFERENCE : 0.805				
LAP	SECTOR 1	SECTOR 2	SECTOR 3	LAP TIME	MPH	DIFF	TIME OF DAY	
1 -	OUTLAP	109.6	50.933	30.104	90.3		10:22:14.029	
2 -	48.279	111.1	47.932	29.023	91.4	2:05.234	10:24:19.263	
3 -	47.437	110.3	46.443	28.600	92.8	2:02.480	10:26:21.743	
4 -	47.090	108.7	45.919	28.585	92.8	2:01.594	10:28:23.337	
5 -	46.766	109.4	46.751	28.669	91.6	2:02.186	10:30:25.523	
6 -	46.686	108.9	46.374	28.237	94.1	2:01.297 (2)	10:32:26.820	
7 -	46.381	109.8	46.144	28.811	91.6	2:01.336 (3)	10:34:28.156	
8 -	47.286	107.7	45.949	29.096	91.6	2:02.331	10:36:30.487	
9 -	46.581	109.6	46.351	28.698	92.0	2:01.630	10:38:32.117	
10 -	46.684	108.0	45.837	28.739	92.8	2:01.260 (1)	10:40:33.377	

P24 35		Ricardo PICCIUTO		Moriwaki				
IDEAL LAP TIME : 2:00.415		BEST LAP TIME : 2:01.405		DIFFERENCE : 0.990				
LAP	SECTOR 1	SECTOR 2	SECTOR 3	LAP TIME	MPH	DIFF	TIME OF DAY	
1 -		107.0	49.426	30.110	91.1		10:22:14.118	
2 -	48.154	107.5	47.202	28.706	91.8	2:04.062	10:24:18.180	
3 -	47.130	107.5	46.162	28.759	88.2	2:02.051	10:26:20.231	
4 -	47.096	107.3	46.593	28.409	90.9	2:02.098	10:28:22.329	
5 -	46.652	104.8	46.070	29.093	90.3	2:01.815	10:30:24.144	
6 -	47.471	104.5	46.565	28.326	90.9	2:02.362	10:32:26.506	
7 -	46.438	107.2	45.651	29.316	89.2	2:01.405 (1)	10:34:27.911	
8 -	46.675	107.0	46.317	28.680	90.9	2:01.672	10:36:29.583	
9 -	46.879	104.6	46.113	28.613	91.6	2:01.605 (3)	10:38:31.188	
10 -	46.794	107.3	45.895	28.825	90.5	2:01.514 (2)	10:40:32.702	

P25 7		Jaron NOOREN		Moriwaki				
IDEAL LAP TIME : 2:03.148		BEST LAP TIME : 2:03.982		DIFFERENCE : 0.834				
LAP	SECTOR 1	SECTOR 2	SECTOR 3	LAP TIME	MPH	DIFF	TIME OF DAY	

Weather / Track : Bright / Dry

Assen

Circuit Length = 2.8222 miles

Start: 10:20 Flag 10:40 End: 10:42

MCRCB BULLETIN TK076

2014 MCE British Superbike Championship - Round 10

2014 Moriwaki 250 Junior Cup

QUALIFYING 1 - SECTOR ANALYSIS

SECTOR 1 = FL to I1, SECTOR 2 = I1 to I2, SECTOR 3 = I2 to FL, DIFF = Difference To Personal Best Lap

1 -		105.5	48.501	30.023	87.7					10:22:08.281
2 -	50.507	105.1	46.841	29.438	88.2	2:06.786	80.13	2.804		10:24:15.067
3 -	48.110	105.3	47.127	29.557	87.2	2:04.794 (3)	81.41	0.812		10:26:19.861
4 -	49.037	106.0	47.097	29.343	87.0	2:05.477	80.97	1.495		10:28:25.338
5 -	48.165	106.3	47.271	29.469	88.5	2:04.905	81.34	0.923		10:30:30.243
6 -	48.388	103.8	47.572	29.573	86.7	2:05.533	80.93	1.551		10:32:35.776
7 -	48.331	102.9	47.141	29.938	82.5	2:05.410	81.01	1.428		10:34:41.186
8 -	48.341	102.7	47.354	29.967	84.4	2:05.662	80.85	1.680		10:36:46.848
9 -	48.234	103.0	46.997	29.301	88.4	2:04.532 (2)	81.58	0.550		10:38:51.380
10 -	47.487	103.0	46.360	30.135	81.4	2:03.982 (1)	81.94			10:40:55.362

MCRCB BULLETIN TK077**2014 MCE British Superbike Championship - Round 10****2014 Moriwaki 250 Junior Cup****QUALIFYING 1 - BEST SPEEDS**

POS	SECTOR 1			SECTOR 2			FINISH LINE		
	NO	NAME	MPH	NO	NAME	MPH	NO	NAME	MPH
1	4	Filip SALAC	113.1				4	Filip SALAC	97.8
2	19	Adolfo DELGADO	112.9				69	Rory SKINNER	97.8
3	69	Rory SKINNER	112.9				46	Marcel BRENNER	97.0
4	79	Leon CZICHOS	112.2				114	Patrik PULKKINEN	96.6
5	36	Sander KROEZE	112.0				80	Sebastien FRAGA	96.4
6	969	Brandon PAASCH	111.8				49	Philip FREITAG	96.2
7	9	Robert SCHOTMAN	111.2				11	Dan JONES	96.0
8	44	Kevin ORGIS	111.1				44	Kevin ORGIS	96.0
9	57	Marceils BEZULSKI	111.1				36	Sander KROEZE	95.5
10	11	Dan JONES	110.9				14	Mate LACZKO	95.3
11	114	Patrik PULKKINEN	110.9				41	Jarno KAUSCH	95.3
12	34	Selina LIEBSCHNER	110.5				9	Robert SCHOTMAN	94.9
13	41	Jarno KAUSCH	110.5				56	Quentin KOERS	94.7
14	49	Philip FREITAG	110.5				62	Vasco van der VALK	94.7
15	56	Quentin KOERS	110.3				19	Adolfo DELGADO	94.5
16	80	Sebastien FRAGA	110.1				79	Leon CZICHOS	94.3
17	55	Notis PAPAPAVLOU	110.0				57	Marceils BEZULSKI	94.1
18	14	Mate LACZKO	109.2				55	Notis PAPAPAVLOU	93.9
19	46	Marcel BRENNER	109.1				969	Brandon PAASCH	93.9
20	62	Vasco van der VALK	108.4				16	Tomas de VRIES	93.7
21	83	Lachlan EPIS	108.4				59	Alberto NICOLETTI	93.4
22	16	Tomas de VRIES	108.0				34	Selina LIEBSCHNER	92.8
23	59	Alberto NICOLETTI	107.8				35	Ricardo PICCIUTO	91.8
24	35	Ricardo PICCIUTO	107.5				83	Lachlan EPIS	91.8
25	7	Jaron NOOREN	106.3				7	Jaron NOOREN	88.5

Weather / Track : Bright / Dry

Assen

Circuit Length = 2.8222 miles

Start: 10:20 Flag 10:40 End: 10:42

Results can be found at www.tsl-timing.com

Printed - 10:44 Saturday, 20 September 2014

MCRCB BULLETIN TK078

2014 MCE British Superbike Championship - Round 10

2014 Moriwaki 250 Junior Cup

QUALIFYING 1 - BEST SECTORS

SECTOR 1			SECTOR 2			SECTOR 3			IDEAL / BEST COMPARISON						
POS	NO	NAME	TIME	NO	NAME	TIME	NO	NAME	TIME	POS	NO	NAME	IDEAL	BEST	DIFF
1	114	PULKKINEN	44.179	36	KROEZE	43.079	46	BRENNER	26.711				PERFECT LAP	1:53.969	
2	9	SCHOTMAN	44.349	46	BRENNER	43.124	36	KROEZE	26.715	1	9	SCHOTMAN	1:54.347	1:54.658	0.311
3	36	KROEZE	44.578	114	PULKKINEN	43.230	9	SCHOTMAN	26.765	2	114	PULKKINEN	1:54.361	1:54.361	0.000
4	62	VALK	44.719	9	SCHOTMAN	43.233	49	FREITAG	26.778	3	36	KROEZE	1:54.372	1:54.871	0.499
5	46	BRENNER	44.742	11	JONES	43.456	80	FRAGA	26.879	4	46	BRENNER	1:54.577	1:54.621	0.044
6	4	SALAC	44.928	56	KOERS	43.560	114	PULKKINEN	26.952	5	49	FREITAG	1:55.404	1:55.675	0.271
7	49	FREITAG	45.038	49	FREITAG	43.588	79	CZICHOS	27.058	6	62	VALK	1:55.519	1:55.719	0.200
8	11	JONES	45.111	62	VALK	43.613	4	SALAC	27.071	7	11	JONES	1:55.693	1:55.693	0.000
9	44	ORGIS	45.123	69	SKINNER	43.637	69	SKINNER	27.091	8	4	SALAC	1:55.730	1:55.730	0.000
10	56	KOERS	45.130	80	FRAGA	43.705	56	KOERS	27.111	9	80	FRAGA	1:55.761	1:55.761	0.000
11	80	FRAGA	45.177	44	ORGIS	43.723	11	JONES	27.126	10	56	KOERS	1:55.801	1:55.801	0.000
12	79	CZICHOS	45.206	4	SALAC	43.731	62	VALK	27.187	11	69	SKINNER	1:55.956	1:56.209	0.253
13	69	SKINNER	45.228	79	CZICHOS	43.881	44	ORGIS	27.217	12	44	ORGIS	1:56.063	1:56.242	0.179
14	969	PAASCH	45.265	41	KAUSCH	43.960	41	KAUSCH	27.276	13	79	CZICHOS	1:56.145	1:56.283	0.138
15	19	DELGADO	45.290	55	PAPAPAVLOU	44.026	16	VRIES	27.463	14	41	KAUSCH	1:56.609	1:56.652	0.043
16	41	KAUSCH	45.373	19	DELGADO	44.159	55	PAPAPAVLOU	27.490	15	19	DELGADO	1:57.110	1:57.254	0.144
17	55	PAPAPAVLOU	45.664	969	PAASCH	44.312	969	PAASCH	27.558	16	969	PAASCH	1:57.135	1:57.234	0.099
18	16	VRIES	46.000	16	VRIES	44.830	19	DELGADO	27.661	17	55	PAPAPAVLOU	1:57.180	1:57.237	0.057
19	34	LIEBSCHNER	46.213	59	NICOLETTI	44.961	14	LACZKO	27.882	18	16	VRIES	1:58.293	1:58.794	0.501
20	14	LACZKO	46.305	14	LACZKO	45.294	59	NICOLETTI	28.091	19	14	LACZKO	1:59.481	1:59.907	0.426
21	57	BEZULSKI	46.381	35	PICCIUTO	45.651	57	BEZULSKI	28.237	20	59	NICOLETTI	1:59.581	1:59.581	0.000
22	35	PICCIUTO	46.438	34	LIEBSCHNER	45.730	35	PICCIUTO	28.326	21	35	PICCIUTO	2:00.415	2:01.405	0.990
23	83	EPIS	46.487	57	BEZULSKI	45.837	83	EPIS	28.468	22	57	BEZULSKI	2:00.455	2:01.260	0.805
24	59	NICOLETTI	46.529	83	EPIS	45.983	34	LIEBSCHNER	28.536	23	34	LIEBSCHNER	2:00.479	2:01.082	0.603
25	7	NOOREN	47.487	7	NOOREN	46.360	7	NOOREN	29.301	24	83	EPIS	2:00.938	2:00.938	0.000
										25	7	NOOREN	2:03.148	2:03.982	0.834

Weather / Track : Bright / Dry

Assen

Circuit Length = 2.8222 miles

Start: 10:20 Flag 10:40 End: 10:42

Results can be found at www.tsl-timing.com

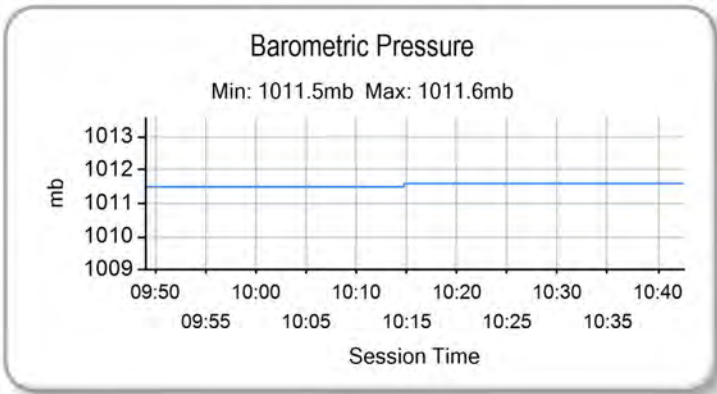
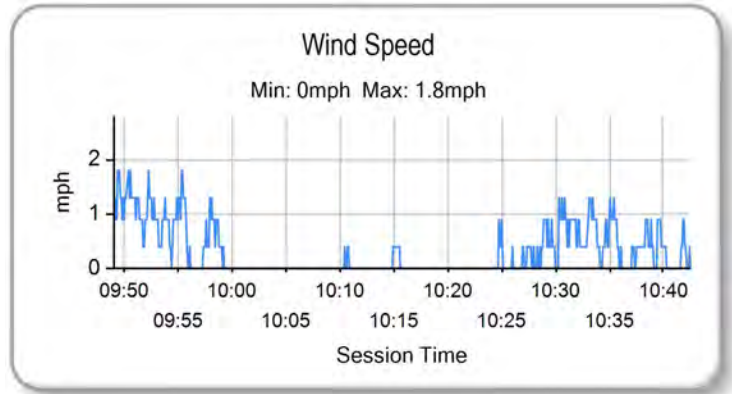
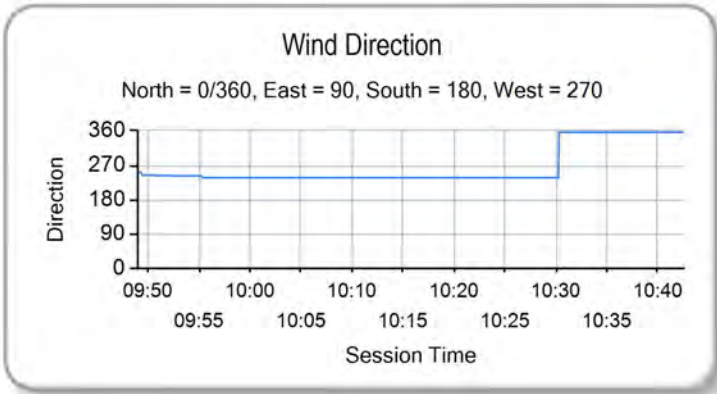
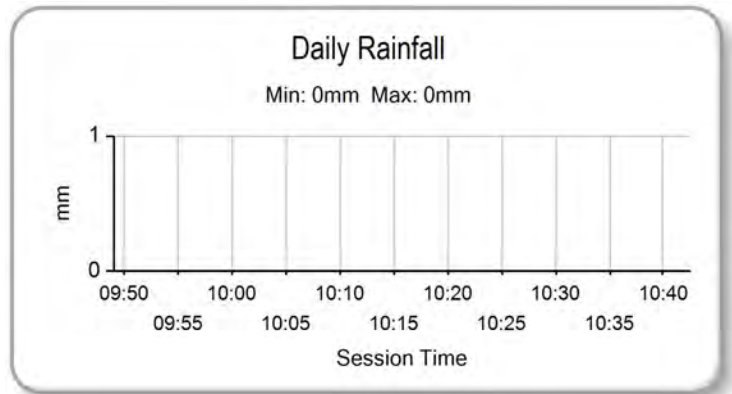
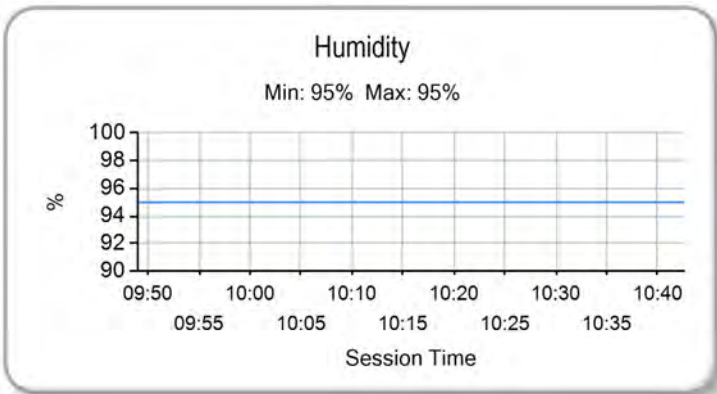
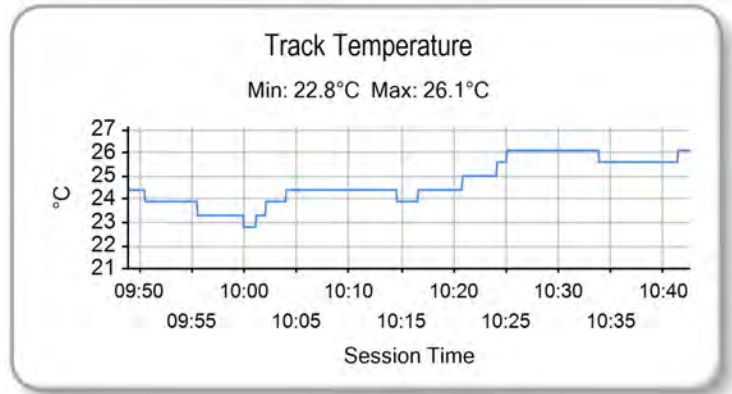
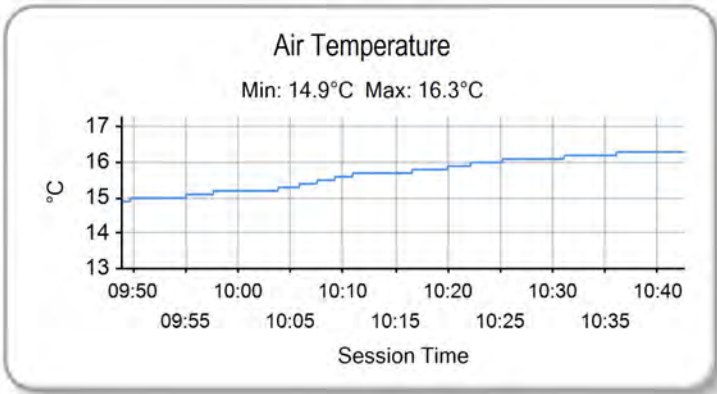
Printed - 10:44 Saturday, 20 September 2014

MCRCB BULLETIN TK079

2014 MCE British Superbike Championship - Round 10

2014 Moriwaki 250 Junior Cup

QUALIFYING 1 - WEATHER CONDITIONS



Weather / Track : Bright / Dry

Assen
Circuit Length = 2.8222 miles
Start: 10:20 Flag 10:40 End: 10:42

Results can be found at www.tsl-timing.com

Printed - 10:45 Saturday, 20 September 2014

MCRCB BULLETIN TK114

2014 MCE British Superbike Championship - Round 10

2014 Moriwaki 250 Junior Cup

QUALIFYING - COMBINED CLASSIFICATION



POS	NO	CL	PIC	NAME	NAT	ENTRY	FIRST		SECOND		GAP	DIFF
							TIME	LAPS	TIME	LAPS		
1	114		1	Patrik PULKKINEN	FIN	Moriwaki	1:54.361	11	1:52.971	13		
2	9	W	1	Robert SCHOTMAN	NED	Moriwaki	1:54.658	9	1:53.334	10	0.363	0.363
3	36		2	Sander KROEZE	NED	Moriwaki	1:54.871	10	1:54.027	12	1.056	0.693
4	69	W	2	Rory SKINNER	GBR	Moriwaki	1:56.209	10	1:54.048	14	1.077	0.021
5	4		3	Filip SALAC	CZE	Moriwaki	1:55.730	11	1:54.409	16	1.438	0.361
6	11		4	Dan JONES	GBR	Moriwaki	1:55.693	11	1:54.567	6	1.596	0.158
7	46		5	Marcel BRENNER	SUI	Moriwaki	1:54.621	11	1:55.108	15	1.650	0.054
8	80		6	Sebastien FRAGA	SUI	Moriwaki	1:55.761	10	1:54.652	15	1.681	0.031
9	62		7	Vasco van der VALK	NED	Moriwaki	1:55.719	11	1:55.176	15	2.205	0.524
10	79		8	Leon CZICHOS	GER	Moriwaki	1:56.283	11	1:55.366	15	2.395	0.190
11	49		9	Philip FREITAG	GER	Moriwaki	1:55.675	11	1:55.497	15	2.526	0.131
12	44		10	Kevin ORGIS	GER	Moriwaki	1:56.242	11	1:55.755	13	2.784	0.258
13	41		11	Jarno KAUSCH	SUI	Moriwaki	1:56.652	10	1:55.780	15	2.809	0.025
14	56	W	3	Quentin KOERS	NED	Moriwaki	1:55.801	10	1:55.912	15	2.830	0.021
15	969	W	4	Brandon PAASCH	USA	Moriwaki	1:57.234	11	1:55.823	15	2.852	0.022
16	55		12	Notis PAPAPAVLOU	GRE	Moriwaki	1:57.237	11	1:55.976	16	3.005	0.153
17	19		13	Adolfo DELGADO	MEX	Moriwaki	1:57.254	11	1:56.021	15	3.050	0.045
18	16		14	Tomas de VRIES	NED	Moriwaki	1:58.794	10	1:56.530	13	3.559	0.509
19	59		15	Alberto NICOLETTI	ITA	Moriwaki	1:59.581	10	1:58.183	15	5.212	1.653
20	57		16	Marceils BEZULSKI	POL	Moriwaki	2:01.260	10	1:58.750	13	5.779	0.567
21	14		17	Mate LACZKO	HUN	Moriwaki	1:59.907	10	1:58.798	15	5.827	0.048
22	34	W	5	Selina LIEBSCHNER	GER	Moriwaki	2:01.082	10	1:59.170	15	6.199	0.372
23	35		18	Ricardo PICCIUTO	ITA	Moriwaki	2:01.405	10	1:59.872	14	6.901	0.702
24	83	W	6	Lachlan EPIS	AUS	Moriwaki	2:00.938	10	2:00.518	14	7.547	0.646
25	7		19	Jaron NOOREN	NED	Moriwaki	2:03.982	10	2:04.063	15	11.011	3.464

Assen

Circuit Length = 2.8222 miles

Start: 14:30 Flag 15:00 End: 15:02

Weather / Track : Bright / Dry

These results are provisional until the conclusion of any judicial and technical matters.

Race Director :	Stewards :	Timekeeper :
-----------------	------------	--------------

Results can be found at www.britishsuperbike.com

Printed - 15:03 Saturday, 20 September 2014



MCRCB BULLETIN TK115

2014 MCE British Superbike Championship - Round 10

2014 Moriwaki 250 Junior Cup

QUALIFYING 2 - CLASSIFICATION



POS	NO	CL	PIC NAME	NAT	ENTRY	TIME	ON	LAPS	GAP	DIFF	MPH
1	114		1 Patrik PULKKINEN	FIN	Moriwaki	1:52.971	11	13			89.93
2	9	W	1 Robert SCHOTMAN	NED	Moriwaki	1:53.334	5	10	0.363	0.363	89.64
3	36		2 Sander KROEZE	NED	Moriwaki	1:54.027	8	12	1.056	0.693	89.10
4	69	W	2 Rory SKINNER	GBR	Moriwaki	1:54.048	12	14	1.077	0.021	89.08
5	4		3 Filip SALAC	CZE	Moriwaki	1:54.409	14	16	1.438	0.361	88.80
6	11		4 Dan JONES	GBR	Moriwaki	1:54.567	6	6	1.596	0.158	88.68
7	80		5 Sebastien FRAGA	SUI	Moriwaki	1:54.652	13	15	1.681	0.085	88.61
8	46		6 Marcel BRENNER	SUI	Moriwaki	1:55.108	8	15	2.137	0.456	88.26
9	62		7 Vasco van der VALK	NED	Moriwaki	1:55.176	6	15	2.205	0.068	88.21
10	79		8 Leon CZICHOS	GER	Moriwaki	1:55.366	14	15	2.395	0.190	88.06
11	49		9 Philip FREITAG	GER	Moriwaki	1:55.497	6	15	2.526	0.131	87.96
12	44		10 Kevin ORGIS	GER	Moriwaki	1:55.755	3	13	2.784	0.258	87.77
13	41		11 Jarno KAUSCH	SUI	Moriwaki	1:55.780	2	15	2.809	0.025	87.75
14	969	W	3 Brandon PAASCH	USA	Moriwaki	1:55.823	14	15	2.852	0.043	87.72
15	56	W	4 Quentin KOERS	NED	Moriwaki	1:55.912	4	15	2.941	0.089	87.65
16	55		12 Notis PAPAPAVLOU	GRE	Moriwaki	1:55.976	13	16	3.005	0.064	87.60
17	19		13 Adolfo DELGADO	MEX	Moriwaki	1:56.021	13	15	3.050	0.045	87.57
18	16		14 Tomas de VRIES	NED	Moriwaki	1:56.530	10	13	3.559	0.509	87.18
19	59		15 Alberto NICOLETTI	ITA	Moriwaki	1:58.183	10	15	5.212	1.653	85.96
20	57		16 Marceils BEZULSKI	POL	Moriwaki	1:58.750	10	13	5.779	0.567	85.55
21	14		17 Mate LACZKO	HUN	Moriwaki	1:58.798	10	15	5.827	0.048	85.52
22	34	W	5 Selina LIEBSCHNER	GER	Moriwaki	1:59.170	12	15	6.199	0.372	85.25
23	35		18 Ricardo PICCIUTO	ITA	Moriwaki	1:59.872	4	14	6.901	0.702	84.75
24	83	W	6 Lachlan EPIS	AUS	Moriwaki	2:00.518	5	14	7.547	0.646	84.30
25	7		19 Jaron NOOREN	NED	Moriwaki	2:04.063	10	15	11.092	3.545	81.89

Assen

Circuit Length = 2.8222 miles

Start: 14:30 Flag 15:00 End: 15:02

Weather / Track : Bright / Dry

These results are provisional until the conclusion of any judicial and technical matters.

Race Director :	Stewards :	Timekeeper :
-----------------	------------	--------------

Results can be found at www.britishsuperbike.com

Printed - 15:02 Saturday, 20 September 2014



MCRCB BULLETIN TK116

2014 MCE British Superbike Championship - Round 10

2014 Moriwaki 250 Junior Cup

QUALIFYING 2 - SECTOR ANALYSIS

SECTOR 1 = FL to I1, SECTOR 2 = I1 to I2, SECTOR 3 = I2 to FL, DIFF = Difference To Personal Best Lap

P1 114		Patrik PULKKINEN		Moriwaki			
IDEAL LAP TIME : 1:52.945		BEST LAP TIME : 1:52.971		DIFFERENCE : 0.026			
LAP	SECTOR 1	SECTOR 2	SECTOR 3	LAP TIME	MPH	DIFF	TIME OF DAY
1 -		107.7	45.149	27.975	96.6		14:31:55.684
2 -	44.788	110.1	43.264	26.928	96.6	1:54.980	88.36 2.009 14:33:50.664
3 -	44.074	108.7	43.077	26.869	95.8	1:54.020	89.10 1.049 14:35:44.684
4 -	44.029	109.6	42.982	26.700	96.8	1:53.711	89.35 0.740 14:37:38.395
5 -	43.965	109.6	42.828	26.730	96.4	1:53.523 (3)	89.49 0.552 14:39:31.918
6 -	44.525	109.6	42.921	26.976	98.1	1:54.422	88.79 1.451 14:41:26.340
7 -	44.101	109.4	42.974	26.716	96.8	1:53.791	89.28 0.820 14:43:20.131
8 -	45.811	85.3	44.957	26.786	97.2	1:57.554	86.42 4.583 14:45:17.685
9 -	44.288	110.1	42.948	26.701	96.6	1:53.937	89.17 0.966 14:47:11.622
10 -	43.856	109.8	42.795	26.567	97.6	1:53.218 (2)	89.73 0.247 14:49:04.840
11 -	43.882	109.4	42.639	26.450	97.0	1:52.971 (1)	89.93 14:50:57.811
12 -	44.493	110.1	42.666	26.502	97.4	1:53.661	89.39 0.690 14:52:51.472
13 -	44.612	108.9	43.345	IN PIT		2:07.167 P	79.89 14.196 14:54:58.639

P2 9 W		Robert SCHOTMAN		Moriwaki			
IDEAL LAP TIME : 1:53.334		BEST LAP TIME : 1:53.334		DIFFERENCE : 0.000			
LAP	SECTOR 1	SECTOR 2	SECTOR 3	LAP TIME	MPH	DIFF	TIME OF DAY
1 -		110.7	44.961	27.883	93.2		14:31:55.510
2 -	45.068	112.0	43.443	26.747	96.4	1:55.258	88.15 1.924 14:33:50.768
3 -	44.492	109.4	43.141	26.560	95.8	1:54.193	88.97 0.859 14:35:44.961
4 -	44.353	109.4	42.842	26.518	96.2	1:53.713 (2)	89.34 0.379 14:37:38.674
5 -	44.201	109.2	42.758	26.375	96.8	1:53.334 (1)	89.64 14:39:32.008
6 -	44.548	108.7	43.004	26.688	93.7	1:54.240	88.93 0.906 14:41:26.248
7 -	44.601	110.0	43.104	26.383	96.4	1:54.088 (3)	89.05 0.754 14:43:20.336
8 -	44.547	106.3	43.813	27.318	92.6	1:55.678	87.83 2.344 14:45:16.014
9 -	46.676	109.2	43.126	26.434	96.2	1:56.236	87.40 2.902 14:47:12.250
10 -	44.609	108.0	45.275	IN PIT		2:05.775 P	80.78 12.441 14:49:18.025

P3 36		Sander KROEZE		Moriwaki			
IDEAL LAP TIME : 1:53.834		BEST LAP TIME : 1:54.027		DIFFERENCE : 0.193			
LAP	SECTOR 1	SECTOR 2	SECTOR 3	LAP TIME	MPH	DIFF	TIME OF DAY
1 -	OUTLAP	112.5	47.997	28.664	94.9		14:32:04.854
2 -	45.593	110.3	45.042	27.581	93.7	1:58.216	85.94 4.189 14:34:03.070
3 -	44.963	109.4	44.503	27.201	94.7	1:56.667	87.08 2.640 14:35:59.737
4 -	44.881	108.5	43.512	26.832	94.3	1:55.225	88.17 1.198 14:37:54.962
5 -	44.685	108.7	43.028	27.002	93.9	1:54.715 (2)	88.56 0.688 14:39:49.677
6 -	46.171	105.0	43.407	26.837	94.1	1:56.415	87.27 2.388 14:41:46.092
7 -	44.894	108.2	43.059	26.975	94.5	1:54.928 (3)	88.40 0.901 14:43:41.020
8 -	44.505	108.7	42.991	26.531	95.3	1:54.027 (1)	89.10 14:45:35.047
9 -	44.312	109.6	43.201	31.679	78.9	1:59.192	85.24 5.165 14:47:34.239
10 -	48.903	90.1	47.120	IN PIT		2:13.525 P	76.09 19.498 14:49:47.764
11 -	OUTLAP	108.2	43.671	27.207	94.7	3:32.657	47.77 1:38.630 14:53:20.421
12 -	51.293	77.8	48.879	29.645	94.3	2:09.817	78.26 15.790 14:55:30.238

P4 69 W		Rory SKINNER		Moriwaki			
IDEAL LAP TIME : 1:53.693		BEST LAP TIME : 1:54.048		DIFFERENCE : 0.355			
LAP	SECTOR 1	SECTOR 2	SECTOR 3	LAP TIME	MPH	DIFF	TIME OF DAY
1 -		112.0	44.089	27.074	97.0		14:31:55.359
2 -	45.086	108.9	44.371	26.733	98.3	1:56.190	87.44 2.142 14:33:51.549
3 -	44.862	110.5	43.313	26.886	96.8	1:55.061	88.30 1.013 14:35:46.610
4 -	44.673	110.3	43.301	26.887	97.4	1:54.861 (3)	88.45 0.813 14:37:41.471
5 -	45.020	109.8	43.435	26.979	96.8	1:55.434	88.01 1.386 14:39:36.905
6 -	45.036	109.2	43.418	IN PIT		2:01.999 P	83.28 7.951 14:41:38.904
7 -	OUTLAP	108.9	43.409	26.888	96.6	3:37.422	46.73 1:43.374 14:45:16.326
8 -	45.658	108.0	43.490	26.598	98.1	1:55.746	87.77 1.698 14:47:12.072
9 -	45.297	111.2	43.693	IN PIT		2:02.863 P	82.69 8.815 14:49:14.935
10 -	OUTLAP	109.4	43.399	27.040	95.5	2:10.822	77.66 16.774 14:51:25.757

Weather / Track : Bright / Dry

Assen

Circuit Length = 2.8222 miles

Start: 14:30 Flag 15:00 End: 15:02

MCRCB BULLETIN TK116

2014 MCE British Superbike Championship - Round 10

2014 Moriwaki 250 Junior Cup

QUALIFYING 2 - SECTOR ANALYSIS

SECTOR 1 = FL to I1, SECTOR 2 = I1 to I2, SECTOR 3 = I2 to FL, DIFF = Difference To Personal Best Lap

11 -	45.377	110.9	43.075	26.490	98.3	1:54.942	88.39	0.894	14:53:20.699
12 -	44.336	111.1	42.867	26.845	96.6	1:54.048 (1)	89.08		14:55:14.747
13 -	44.579	108.7	43.048	26.956	96.6	1:54.583 (2)	88.67	0.535	14:57:09.330
14 -	45.419	105.6	45.335	IN PIT		2:03.886 P	82.01	9.838	14:59:13.216

P5		4		Filip SALAC		Moriwaki					
IDEAL LAP TIME : 1:54.269		BEST LAP TIME : 1:54.409		DIFFERENCE : 0.140							
LAP	SECTOR 1		SECTOR 2		SECTOR 3		LAP TIME	MPH	DIFF	TIME OF DAY	
1 -		108.5		45.674		28.529	97.4			14:32:01.544	
2 -	48.293	110.5		45.353		27.619	94.9	2:01.265	83.78	6.856	14:34:02.809
3 -	45.199	110.1		44.896		27.861	98.3	1:57.956	86.13	3.547	14:36:00.765
4 -	45.049	108.7		43.963		28.026	93.9	1:57.038	86.81	2.629	14:37:57.803
5 -	45.219	109.2		44.415		27.592	97.4	1:57.226	86.67	2.817	14:39:55.029
6 -	44.900	110.7		43.865		27.755	97.0	1:56.520	87.19	2.111	14:41:51.549
7 -	49.951	80.5		50.267		27.772	97.2	2:07.990	79.38	13.581	14:43:59.539
8 -	44.958	108.5		43.507		26.785	97.2	1:55.250	88.15	0.841	14:45:54.789
9 -	44.640	108.7		43.400		26.657	97.2	1:54.697 (3)	88.58	0.288	14:47:49.486
10 -	48.479	106.8		44.278		27.797	97.0	2:00.554	84.27	6.145	14:49:50.040
11 -	45.028	107.5		43.916		27.672	97.2	1:56.616	87.12	2.207	14:51:46.656
12 -	44.597	108.5		43.361		26.756	96.8	1:54.714	88.56	0.305	14:53:41.370
13 -	44.577	108.5		43.204		26.649	96.8	1:54.430 (2)	88.78	0.021	14:55:35.800
14 -	44.640	108.0		43.043		26.726	97.4	1:54.409 (1)	88.80		14:57:30.209
15 -	46.859	104.0		44.479		27.788	96.6	1:59.126	85.28	4.717	14:59:29.335
16 -	44.721	108.0		43.865		27.113	96.2	1:55.699	87.81	1.290	15:01:25.034

P6		11		Dan JONES		Moriwaki					
IDEAL LAP TIME : 1:54.567		BEST LAP TIME : 1:54.567		DIFFERENCE : 0.000							
LAP	SECTOR 1		SECTOR 2		SECTOR 3		LAP TIME	MPH	DIFF	TIME OF DAY	
1 -		107.0		45.191		27.585	93.7			14:31:58.818	
2 -	45.837	106.3		43.977		27.255	93.9	1:57.069	86.78	2.502	14:33:55.887
3 -	45.606	106.0		43.561		27.085	93.7	1:56.252	87.39	1.685	14:35:52.139
4 -	45.266	106.3		43.631		27.098	94.7	1:55.995 (3)	87.59	1.428	14:37:48.134
5 -	45.010	106.8		43.267		27.084	94.9	1:55.361 (2)	88.07	0.794	14:39:43.495
6 -	44.813	107.3		43.050		26.704	93.7	1:54.567 (1)	88.68		14:41:38.062

P7		80		Sebastien FRAGA		Moriwaki					
IDEAL LAP TIME : 1:54.520		BEST LAP TIME : 1:54.652		DIFFERENCE : 0.132							
LAP	SECTOR 1		SECTOR 2		SECTOR 3		LAP TIME	MPH	DIFF	TIME OF DAY	
1 -	OUTLAP	103.8		46.790		27.795	93.0			14:32:15.501	
2 -	45.959	105.1		44.721		27.139	94.7	1:57.819	86.23	3.167	14:34:13.320
3 -	45.178	106.1		44.198		28.063	95.1	1:57.439	86.51	2.787	14:36:10.759
4 -	46.219	107.7		44.260		27.460	96.4	1:57.939	86.14	3.287	14:38:08.698
5 -	45.831	106.5		43.549		26.855	96.6	1:56.235	87.41	1.583	14:40:04.933
6 -	45.107	110.1		43.310		26.812	96.2	1:55.229	88.17	0.577	14:42:00.162
7 -	45.384	107.7		43.960		27.975	96.0	1:57.319	86.60	2.667	14:43:57.481
8 -	44.934	106.6		43.292		26.997	96.4	1:55.223 (3)	88.17	0.571	14:45:52.704
9 -	44.867	107.5		43.308		26.777	97.2	1:54.952 (2)	88.38	0.300	14:47:47.656
10 -	45.002	108.2		43.575		26.970	96.4	1:55.547	87.93	0.895	14:49:43.203
11 -	44.802	107.7		46.716		28.418	95.8	1:59.936	84.71	5.284	14:51:43.139
12 -	45.017	105.5		43.518		26.895	95.8	1:55.430	88.02	0.778	14:53:38.569
13 -	44.934	107.2		43.079		26.639	96.8	1:54.652 (1)	88.61		14:55:33.221
14 -	47.406	77.1		47.463		27.305	95.1	2:02.174	83.16	7.522	14:57:35.395
15 -	44.952	105.8		43.736		27.288	95.5	1:55.976	87.60	1.324	14:59:31.371

P8		46		Marcel BRENNER		Moriwaki					
IDEAL LAP TIME : 1:54.654		BEST LAP TIME : 1:55.108		DIFFERENCE : 0.454							
LAP	SECTOR 1		SECTOR 2		SECTOR 3		LAP TIME	MPH	DIFF	TIME OF DAY	
1 -	OUTLAP	98.6		46.794		29.782	96.8			14:32:02.576	
2 -	47.257	86.3		49.324		28.548	96.8	2:05.129	81.19	10.021	14:34:07.705
3 -	45.248	103.2		49.208		29.321	97.2	2:03.777	82.08	8.669	14:36:11.482

Weather / Track : Bright / Dry

Assen

Circuit Length = 2.8222 miles

Start: 14:30 Flag 15:00 End: 15:02

MCRCB BULLETIN TK116

2014 MCE British Superbike Championship - Round 10

2014 Moriwaki 250 Junior Cup

QUALIFYING 2 - SECTOR ANALYSIS

SECTOR 1 = FL to I1, SECTOR 2 = I1 to I2, SECTOR 3 = I2 to FL, DIFF = Difference To Personal Best Lap

4 -	45.235	106.6	43.232	26.784	97.4	1:55.251 (3)	88.15	0.143	14:38:06.733
5 -	45.067	105.8	43.766	27.056	96.0	1:55.889	87.67	0.781	14:40:02.622
6 -	44.904	106.1	43.330	27.008	96.8	1:55.242 (2)	88.16	0.134	14:41:57.864
7 -	44.830	107.5	43.521	27.017	97.2	1:55.368	88.06	0.260	14:43:53.232
8 -	45.140	106.1	43.274	26.694	96.0	1:55.108 (1)	88.26		14:45:48.340
9 -	1:14.436	105.8	43.848	27.349	95.5	2:25.633	69.76	30.525	14:48:13.973
10 -	45.088	105.6	43.618	27.300	95.8	1:56.006	87.58	0.898	14:50:09.979
11 -	45.226	104.6	43.776	27.315	95.8	1:56.317	87.34	1.209	14:52:06.296
12 -	45.332	104.5	43.698	27.187	96.2	1:56.217	87.42	1.109	14:54:02.513
13 -	45.101	105.1	44.197	27.374	95.5	1:56.672	87.08	1.564	14:55:59.185
14 -	45.245	105.1	43.462	27.113	96.8	1:55.820	87.72	0.712	14:57:55.005
15 -	44.967	105.8	43.670	27.810	96.4	1:56.447	87.25	1.339	14:59:51.452

P9 62		Vasco van der VALK			Moriwaki				
IDEAL LAP TIME : 1:55.008		BEST LAP TIME : 1:55.176			DIFFERENCE : 0.168				
LAP	SECTOR 1	SECTOR 2	SECTOR 3	LAP TIME	MPH	DIFF	TIME OF DAY		
1 -		107.7	44.010	27.500	95.5		14:31:56.271		
2 -	45.522	109.6	43.572	26.891	95.3	1:55.985	87.59	0.809	14:33:52.256
3 -	44.938	109.6	43.438	27.438	93.9	1:55.814 (3)	87.72	0.638	14:35:48.070
4 -	44.858	109.8	43.986	27.190	95.1	1:56.034	87.56	0.858	14:37:44.104
5 -	45.074	108.5	43.593	26.900	93.5	1:55.567 (2)	87.91	0.391	14:39:39.671
6 -	44.808	105.6	43.309	27.059	95.3	1:55.176 (1)	88.21		14:41:34.847
7 -	46.368	98.1	44.469	27.544	93.4	1:58.381	85.82	3.205	14:43:33.228
8 -	45.056	104.6	43.894	27.899	91.3	1:56.849	86.95	1.673	14:45:30.077
9 -	44.938	103.8	44.069	27.388	93.5	1:56.395	87.29	1.219	14:47:26.472
10 -	47.833	105.8	43.777	27.260	95.1	1:58.870	85.47	3.694	14:49:25.342
11 -	45.388	104.0	44.478	27.285	94.3	1:57.151	86.72	1.975	14:51:22.493
12 -	45.265	107.3	44.132	27.299	96.0	1:56.696	87.06	1.520	14:53:19.189
13 -	48.135	104.6	44.074	27.602	93.9	1:59.811	84.80	4.635	14:55:19.000
14 -	44.972	104.8	44.013	27.415	93.7	1:56.400	87.28	1.224	14:57:15.400
15 -	45.016	104.0	44.300	27.553	93.4	1:56.869	86.93	1.693	14:59:12.269

P10 79		Leon CZICHOS			Moriwaki				
IDEAL LAP TIME : 1:55.057		BEST LAP TIME : 1:55.366			DIFFERENCE : 0.309				
LAP	SECTOR 1	SECTOR 2	SECTOR 3	LAP TIME	MPH	DIFF	TIME OF DAY		
1 -	OUTLAP	110.3	46.323	28.109	93.7		14:32:03.253		
2 -	46.525	110.3	45.649	27.590	94.7	1:59.764	84.83	4.398	14:34:03.017
3 -	45.904	109.6	44.768	27.765	96.4	1:58.437	85.78	3.071	14:36:01.454
4 -	46.195	108.7	43.997	26.868	95.1	1:57.060	86.79	1.694	14:37:58.514
5 -	45.124	111.4	44.001	27.856	96.2	1:56.981	86.85	1.615	14:39:55.495
6 -	45.247	110.5	43.587	27.381	96.2	1:56.215 (3)	87.42	0.849	14:41:51.710
7 -	46.023	109.6	43.924	27.062	94.3	1:57.009	86.83	1.643	14:43:48.719
8 -	45.084	110.1	44.098	27.473	94.3	1:56.655	87.09	1.289	14:45:45.374
9 -	45.838	107.5	44.428	27.252	94.7	1:57.518	86.45	2.152	14:47:42.892
10 -	45.270	111.6	45.155	27.261	94.1	1:57.686	86.33	2.320	14:49:40.578
11 -	45.260	108.5	44.167	27.191	94.5	1:56.618	87.12	1.252	14:51:37.196
12 -	48.644	94.6	44.632	27.039	94.3	2:00.315	84.44	4.949	14:53:37.511
13 -	44.904	112.2	43.679	26.945	94.1	1:55.528 (2)	87.94	0.162	14:55:33.039
14 -	44.906	108.9	43.466	26.994	93.7	1:55.366 (1)	88.06		14:57:28.405
15 -	44.723	110.1	44.516	IN PIT		2:01.447 P	83.65	6.081	14:59:29.852

P11 49		Philip FREITAG			Moriwaki				
IDEAL LAP TIME : 1:55.447		BEST LAP TIME : 1:55.497			DIFFERENCE : 0.050				
LAP	SECTOR 1	SECTOR 2	SECTOR 3	LAP TIME	MPH	DIFF	TIME OF DAY		
1 -	OUTLAP	105.0	44.789	27.536	93.4		14:32:18.327		
2 -	45.882	107.0	44.159	27.617	94.3	1:57.658	86.35	2.161	14:34:15.985
3 -	45.455	107.7	43.743	27.069	95.3	1:56.267	87.38	0.770	14:36:12.252
4 -	45.374	112.4	43.687	26.910	95.1	1:55.971	87.60	0.474	14:38:08.223
5 -	45.247	108.9	43.748	27.016	94.9	1:56.011	87.57	0.514	14:40:04.234
6 -	45.140	107.8	43.488	26.869	94.9	1:55.497 (1)	87.96		14:41:59.731
7 -	45.434	107.8	43.538	27.263	94.5	1:56.235	87.41	0.738	14:43:55.966
8 -	45.090	106.8	43.578	26.925	94.3	1:55.593 (2)	87.89	0.096	14:45:51.559

Assen

Circuit Length = 2.8222 miles

Start: 14:30 Flag 15:00 End: 15:02

Weather / Track : Bright / Dry

MCRCB BULLETIN TK116

2014 MCE British Superbike Championship - Round 10

2014 Moriwaki 250 Junior Cup

QUALIFYING 2 - SECTOR ANALYSIS

SECTOR 1 = FL to I1, SECTOR 2 = I1 to I2, SECTOR 3 = I2 to FL, DIFF = Difference To Personal Best Lap

9 -	45.386	106.8	43.500	26.876	94.7	1:55.762 (3)	87.76	0.265	14:47:47.321
10 -	45.352	107.0	43.940	IN PIT		2:00.940 P	84.00	5.443	14:49:48.261
11 -	OUTLAP	105.3	43.980	27.326	93.7	2:35.311	65.41	39.814	14:52:23.572
12 -	45.585	105.6	43.997	27.345	94.1	1:56.927	86.89	1.430	14:54:20.499
13 -	45.508	105.6	43.772	27.154	94.1	1:56.434	87.26	0.937	14:56:16.933
14 -	45.232	106.8	43.696	27.139	93.9	1:56.067	87.53	0.570	14:58:13.000
15 -	45.459	105.0	44.434	28.053	91.6	1:57.946	86.14	2.449	15:00:10.946

P12	44	Kevin ORGIS		Moriwaki						
IDEAL LAP TIME : 1:54.755		BEST LAP TIME : 1:55.755		DIFFERENCE : 1.000						

LAP	SECTOR 1	SECTOR 2	SECTOR 3	LAP TIME	MPH	DIFF	TIME OF DAY		
1 -	108.2	44.489	27.592	96.0			14:31:55.963		
2 -	45.292	109.6	43.653	26.930	95.3	1:55.875 (2)	87.68	0.120	14:33:51.838
3 -	44.856	110.1	43.140	27.759	90.7	1:55.755 (1)	87.77		14:35:47.593
4 -	45.280	108.4	43.865	27.205	94.5	1:56.350	87.32	0.595	14:37:43.943
5 -	44.989	108.2	43.704	27.309	94.5	1:56.002 (3)	87.58	0.247	14:39:39.945
6 -	46.466	105.5	44.872	27.427	95.3	1:58.765	85.54	3.010	14:41:38.710
7 -	46.556	106.3	44.205	27.520	95.1	1:58.281	85.89	2.526	14:43:36.991
8 -	45.219	107.3	43.931	27.193	95.1	1:56.343	87.32	0.588	14:45:33.334
9 -	45.198	107.8	43.977	27.168	94.5	1:56.343	87.32	0.588	14:47:29.677
10 -	45.598	108.4	43.810	26.936	95.5	1:56.344	87.32	0.589	14:49:26.021
11 -	44.958	109.1	43.992	27.383	94.3	1:56.333	87.33	0.578	14:51:22.354
12 -	45.143	106.5	44.036	27.433	94.7	1:56.612	87.12	0.857	14:53:18.966
13 -	45.172	107.0	43.656	27.180	95.1	1:56.008	87.58	0.253	14:55:14.974

P13	41	Jarno KAUSCH		Moriwaki						
IDEAL LAP TIME : 1:54.949		BEST LAP TIME : 1:55.780		DIFFERENCE : 0.831						

LAP	SECTOR 1	SECTOR 2	SECTOR 3	LAP TIME	MPH	DIFF	TIME OF DAY		
1 -	108.2	43.991	27.472	94.7			14:31:56.176		
2 -	45.369	109.8	43.709	26.702	96.4	1:55.780 (1)	87.75		14:33:51.956
3 -	45.171	109.4	43.452	IN PIT		2:02.659 P	82.83	6.879	14:35:54.615
4 -	OUTLAP	67.2	47.174	27.397	90.9	3:43.569	45.44	1:47.789	14:39:38.184
5 -	45.303	107.0	43.878	27.396	92.4	1:56.577	87.15	0.797	14:41:34.761
6 -	45.442	104.8	45.804	27.535	93.9	1:58.781	85.53	3.001	14:43:33.542
7 -	45.153	108.0	43.748	27.900	88.5	1:56.801	86.98	1.021	14:45:30.343
8 -	46.169	105.5	44.228	27.419	93.0	1:57.816	86.23	2.036	14:47:28.159
9 -	45.436	105.8	43.966	27.351	94.7	1:56.753	87.02	0.973	14:49:24.912
10 -	46.557	92.8	44.401	27.156	95.5	1:58.114	86.01	2.334	14:51:23.026
11 -	44.829	109.2	43.970	27.273	94.3	1:56.072 (3)	87.53	0.292	14:53:19.098
12 -	51.943	91.5	46.197	IN PIT		2:11.514 P	77.25	15.734	14:55:30.612
13 -	OUTLAP	80.3	45.359	27.441	93.5	2:26.661	69.27	30.881	14:57:57.273
14 -	45.040	107.2	43.790	27.082	93.0	1:55.912 (2)	87.65	0.132	14:59:53.185
15 -	44.795	107.8	43.515	29.211	81.1	1:57.521	86.45	1.741	15:01:50.706

P14	969 W	Brandon PAASCH		Moriwaki						
IDEAL LAP TIME : 1:55.823		BEST LAP TIME : 1:55.823		DIFFERENCE : 0.000						

LAP	SECTOR 1	SECTOR 2	SECTOR 3	LAP TIME	MPH	DIFF	TIME OF DAY		
1 -	109.4	45.318	27.510	95.3			14:31:59.112		
2 -	45.437	109.8	44.475	27.514	93.5	1:57.426	86.52	1.603	14:33:56.538
3 -	45.542	109.4	44.269	27.548	93.7	1:57.359	86.57	1.536	14:35:53.897
4 -	45.456	108.7	44.478	27.724	94.1	1:57.658	86.35	1.835	14:37:51.555
5 -	45.400	108.2	44.633	28.055	94.1	1:58.088	86.03	2.265	14:39:49.643
6 -	46.479	108.5	44.632	27.728	92.6	1:58.839	85.49	3.016	14:41:48.482
7 -	45.946	107.8	44.814	27.881	93.5	1:58.641	85.63	2.818	14:43:47.123
8 -	45.296	108.9	44.866	27.919	94.1	1:58.081	86.04	2.258	14:45:45.204
9 -	46.444	111.1	44.605	27.491	93.5	1:58.540	85.71	2.717	14:47:43.744
10 -	45.627	109.2	44.078	28.666	94.3	1:58.371	85.83	2.548	14:49:42.115
11 -	45.275	110.9	44.171	27.478	92.6	1:56.924 (3)	86.89	1.101	14:51:39.039
12 -	45.950	107.2	44.518	27.570	93.4	1:58.038	86.07	2.215	14:53:37.077
13 -	45.197	108.9	44.019	27.322	95.8	1:56.538 (2)	87.18	0.715	14:55:33.615
14 -	44.777	110.5	43.800	27.246	93.9	1:55.823 (1)	87.72		14:57:29.438
15 -	45.634	109.2	44.493	IN PIT		2:09.107 P	78.69	13.284	14:59:38.545

Weather / Track : Bright / Dry

Assen

Circuit Length = 2.8222 miles

Start: 14:30 Flag 15:00 End: 15:02

MCRCB BULLETIN TK116

2014 MCE British Superbike Championship - Round 10

2014 Moriwaki 250 Junior Cup

QUALIFYING 2 - SECTOR ANALYSIS

SECTOR 1 = FL to I1, SECTOR 2 = I1 to I2, SECTOR 3 = I2 to FL, DIFF = Difference To Personal Best Lap

P15 56 W		Quentin KOERS				Moriwaki			
IDEAL LAP TIME : 1:55.234		BEST LAP TIME : 1:55.912		DIFFERENCE : 0.678					
LAP	SECTOR 1	SECTOR 2	SECTOR 3	LAP TIME	MPH	DIFF	TIME OF DAY		
1 -	OUTLAP	109.2	44.600	28.009	93.4		14:32:04.017		
2 -	46.618	110.9	45.504	27.424	93.9	1:59.546	84.98	3.634	14:34:03.563
3 -	45.540	111.1	43.999	28.201	94.5	1:57.740	86.29	1.828	14:36:01.303
4 -	45.448	110.3	43.307	27.157	91.8	1:55.912 (1)	87.65		14:37:57.215
5 -	45.496	106.8	43.787	27.510	93.7	1:56.793	86.99	0.881	14:39:54.008
6 -	45.666	106.5	43.851	27.195	94.1	1:56.712	87.05	0.800	14:41:50.720
7 -	45.395	107.0	43.458	27.649	94.5	1:56.502 (3)	87.21	0.590	14:43:47.222
8 -	45.261	109.1	44.922	27.326	92.6	1:57.509	86.46	1.597	14:45:44.731
9 -	50.013	107.0	43.617	27.018	94.3	2:00.648	84.21	4.736	14:47:45.379
10 -	44.909	109.8	43.773	28.163	94.7	1:56.845	86.95	0.933	14:49:42.224
11 -	49.933	102.9	46.828	29.703	93.4	2:06.464	80.34	10.552	14:51:48.688
12 -	45.392	106.8	43.561	27.333	93.9	1:56.286 (2)	87.37	0.374	14:53:44.974
13 -	45.335	106.3	44.055	27.267	93.2	1:56.657	87.09	0.745	14:55:41.631
14 -	45.591	106.3	43.553	27.698	88.0	1:56.842	86.95	0.930	14:57:38.473
15 -	45.765	105.6	44.079	27.589	93.2	1:57.433	86.51	1.521	14:59:35.906

P16 55		Notis PAPAPAVLOU				Moriwaki			
IDEAL LAP TIME : 1:55.931		BEST LAP TIME : 1:55.976		DIFFERENCE : 0.045					
LAP	SECTOR 1	SECTOR 2	SECTOR 3	LAP TIME	MPH	DIFF	TIME OF DAY		
1 -		109.6	45.849	28.627	93.7		14:32:02.300		
2 -	46.794	107.8	46.886	27.828	93.5	2:01.508	83.61	5.532	14:34:03.808
3 -	46.185	108.0	44.329	27.472	94.1	1:57.986	86.11	2.010	14:36:01.794
4 -	45.873	109.1	44.413	27.328	94.1	1:57.614	86.38	1.638	14:37:59.408
5 -	45.426	107.7	43.759	27.363	93.2	1:56.548	87.17	0.572	14:39:55.956
6 -	45.341	108.2	43.600	27.291	93.4	1:56.232 (2)	87.41	0.256	14:41:52.188
7 -	45.630	106.8	44.012	27.220	93.4	1:56.862	86.94	0.886	14:43:49.050
8 -	47.491	105.6	44.070	27.353	93.2	1:58.914	85.44	2.938	14:45:47.964
9 -	45.564	106.1	43.769	27.234	93.2	1:56.567	87.16	0.591	14:47:44.531
10 -	45.372	107.7	43.917	27.965	93.5	1:57.254	86.65	1.278	14:49:41.785
11 -	45.412	106.5	43.726	27.242	92.8	1:56.380 (3)	87.30	0.404	14:51:38.165
12 -	45.284	105.5	44.065	27.208	93.2	1:56.557	87.16	0.581	14:53:34.722
13 -	45.141	105.8	43.645	27.190	93.7	1:55.976 (1)	87.60		14:55:30.698
14 -	45.249	106.3	44.135	27.372	92.4	1:56.756	87.02	0.780	14:57:27.454
15 -	45.357	106.0	43.851	27.351	93.4	1:56.559	87.16	0.583	14:59:24.013
16 -	45.362	105.8	43.829	27.648	93.4	1:56.839	86.95	0.863	15:01:20.852

P17 19		Adolfo DELGADO				Moriwaki			
IDEAL LAP TIME : 1:55.017		BEST LAP TIME : 1:56.021		DIFFERENCE : 1.004					
LAP	SECTOR 1	SECTOR 2	SECTOR 3	LAP TIME	MPH	DIFF	TIME OF DAY		
1 -		106.6	45.469	28.126	93.0		14:32:03.842		
2 -	46.702	107.8	45.045	27.637	94.7	1:59.384	85.10	3.363	14:34:03.226
3 -	45.709	111.1	44.080	28.114	96.0	1:57.903	86.17	1.882	14:36:01.129
4 -	45.536	109.2	43.181	28.229	90.7	1:56.946	86.87	0.925	14:37:58.075
5 -	45.228	110.7	44.205	27.810	94.5	1:57.243	86.65	1.222	14:39:55.318
6 -	44.912	111.6	43.684	27.485	94.3	1:56.081 (2)	87.52	0.060	14:41:51.399
7 -	45.441	108.9	43.359	27.474	93.5	1:56.274 (3)	87.38	0.253	14:43:47.673
8 -	45.218	109.6	45.091	27.526	94.9	1:57.835	86.22	1.814	14:45:45.508
9 -	45.835	109.2	43.958	27.348	93.5	1:57.141	86.73	1.120	14:47:42.649
10 -	45.331	108.2	43.741	27.230	94.9	1:56.302	87.36	0.281	14:49:38.951
11 -	45.373	107.2	43.924	27.455	93.5	1:56.752	87.02	0.731	14:51:35.703
12 -	45.437	107.3	43.997	27.235	94.1	1:56.669	87.08	0.648	14:53:32.372
13 -	45.270	107.3	43.827	26.924	94.5	1:56.021 (1)	87.57		14:55:28.393
14 -	45.120	106.6	43.949	27.332	93.5	1:56.401	87.28	0.380	14:57:24.794
15 -	44.967	106.5	43.905	27.880	93.9	1:56.752	87.02	0.731	14:59:21.546

Weather / Track : Bright / Dry

Assen

Circuit Length = 2.8222 miles

Start: 14:30 Flag 15:00 End: 15:02

MCRCB BULLETIN TK116

2014 MCE British Superbike Championship - Round 10

2014 Moriwaki 250 Junior Cup

QUALIFYING 2 - SECTOR ANALYSIS

SECTOR 1 = FL to I1, SECTOR 2 = I1 to I2, SECTOR 3 = I2 to FL, DIFF = Difference To Personal Best Lap

P18 16		Tomas de VRIES				Moriwaki			
IDEAL LAP TIME : 1:56.505		BEST LAP TIME : 1:56.530		DIFFERENCE : 0.025					
LAP	SECTOR 1	SECTOR 2	SECTOR 3	LAP TIME	MPH	DIFF	TIME OF DAY		
1 -		105.3	45.684	28.880	90.9				14:32:02.008
2 -	46.611	108.2	45.326	27.657	93.0	1:59.594	84.95	3.064	14:34:01.602
3 -	45.856	107.2	45.070	28.568	92.0	1:59.494	85.02	2.964	14:36:01.096
4 -	46.748	109.6	44.421	27.373	94.1	1:58.542	85.70	2.012	14:37:59.638
5 -	45.760	106.5	43.973	27.699	92.8	1:57.432 (2)	86.51	0.902	14:39:57.070
6 -	46.081	104.3	44.771	27.872	92.4	1:58.724	85.57	2.194	14:41:55.794
7 -	46.955	102.4	44.138	IN PIT		2:08.875 P	78.83	12.345	14:44:04.669
8 -	OUTLAP	90.6	46.541	28.291	91.8	5:20.142	31.73	3:23.612	14:49:24.811
9 -	46.175	105.8	44.520	27.361	93.7	1:58.056 (3)	86.06	1.526	14:51:22.867
10 -	45.442	107.7	43.702	27.386	94.3	1:56.530 (1)	87.18		14:53:19.397
11 -	45.922	105.0	44.305	28.006	92.2	1:58.233	85.93	1.703	14:55:17.630
12 -	46.427	105.3	44.002	27.740	93.0	1:58.169	85.97	1.639	14:57:15.799
13 -	45.671	103.8	44.961	28.232	92.0	1:58.864	85.47	2.334	14:59:14.663

P19 59		Alberto NICOLETTI				Moriwaki			
IDEAL LAP TIME : 1:57.898		BEST LAP TIME : 1:58.183		DIFFERENCE : 0.285					
LAP	SECTOR 1	SECTOR 2	SECTOR 3	LAP TIME	MPH	DIFF	TIME OF DAY		
1 -		106.1	46.562	28.622	91.6				14:32:01.538
2 -	46.819	104.6	44.797	27.864	92.2	1:59.480	85.03	1.297	14:34:01.018
3 -	46.352	104.2	45.429	27.898	92.6	1:59.679	84.89	1.496	14:36:00.697
4 -	46.054	105.8	44.739	27.790	92.2	1:58.583	85.67	0.400	14:37:59.280
5 -	51.195	105.0	45.034	27.774	93.2	2:04.003	81.93	5.820	14:40:03.283
6 -	46.690	105.6	44.809	27.674	92.6	1:59.173	85.25	0.990	14:42:02.456
7 -	46.515	105.3	44.540	27.763	93.2	1:58.818	85.51	0.635	14:44:01.274
8 -	46.359	105.1	44.514	27.590	93.0	1:58.463	85.76	0.280	14:45:59.737
9 -	46.260	104.0	44.490	27.922	92.6	1:58.672	85.61	0.489	14:47:58.409
10 -	45.983	104.6	44.454	27.746	92.0	1:58.183 (1)	85.96		14:49:56.592
11 -	45.985	103.5	44.564	27.719	92.8	1:58.268 (2)	85.90	0.085	14:51:54.860
12 -	46.316	103.7	44.491	27.781	92.4	1:58.588	85.67	0.405	14:53:53.448
13 -	46.084	104.5	44.404	27.873	92.0	1:58.361 (3)	85.84	0.178	14:55:51.809
14 -	46.421	103.0	44.595	27.882	92.4	1:58.898	85.45	0.715	14:57:50.707
15 -	46.402	103.2	44.837	27.779	93.0	1:59.018	85.36	0.835	14:59:49.725

P20 57		Marceils BEZULSKI				Moriwaki			
IDEAL LAP TIME : 1:58.583		BEST LAP TIME : 1:58.750		DIFFERENCE : 0.167					
LAP	SECTOR 1	SECTOR 2	SECTOR 3	LAP TIME	MPH	DIFF	TIME OF DAY		
1 -	OUTLAP	107.2	47.003	28.495	93.4				14:32:07.081
2 -	47.566	108.5	46.547	28.537	93.4	2:02.650	82.83	3.900	14:34:09.731
3 -	47.282	107.0	45.609	28.855	94.3	2:01.746	83.45	2.996	14:36:11.477
4 -	46.852	108.4	45.151	28.255	93.2	2:00.258	84.48	1.508	14:38:11.735
5 -	46.839	106.6	46.073	28.468	91.8	2:01.380	83.70	2.630	14:40:13.115
6 -	46.852	106.8	45.967	28.508	91.8	2:01.327	83.74	2.577	14:42:14.442
7 -	46.928	106.6	46.040	28.428	93.2	2:01.396	83.69	2.646	14:44:15.838
8 -	46.605	107.5	45.035	27.858	93.7	1:59.498 (2)	85.02	0.748	14:46:15.336
9 -	46.434	107.3	44.802	28.375	93.9	1:59.611 (3)	84.94	0.861	14:48:14.947
10 -	45.923	107.8	44.886	27.941	93.2	1:58.750 (1)	85.55		14:50:13.697
11 -	46.474	106.6	45.144	28.049	93.2	1:59.667	84.90	0.917	14:52:13.364
12 -	46.456	106.5	45.154	28.296	92.8	1:59.906	84.73	1.156	14:54:13.270
13 -	46.499	105.5	46.031	28.808	91.6	2:01.338	83.73	2.588	14:56:14.608

P21 14		Mate LACZKO				Moriwaki			
IDEAL LAP TIME : 1:58.601		BEST LAP TIME : 1:58.798		DIFFERENCE : 0.197					
LAP	SECTOR 1	SECTOR 2	SECTOR 3	LAP TIME	MPH	DIFF	TIME OF DAY		
1 -	OUTLAP	109.6	47.122	28.659	93.2				14:32:05.427
2 -	46.298	107.8	50.032	36.171	93.4	2:12.501	76.67	13.703	14:34:17.928
3 -	46.534	106.8	45.287	28.025	93.0	1:59.846	84.77	1.048	14:36:17.774
4 -	46.597	106.0	45.199	27.991	92.8	1:59.787	84.81	0.989	14:38:17.561

Assen

Circuit Length = 2.8222 miles

Start: 14:30 Flag 15:00 End: 15:02

Weather / Track : Bright / Dry

MCRCB BULLETIN TK116

2014 MCE British Superbike Championship - Round 10

2014 Moriwaki 250 Junior Cup

QUALIFYING 2 - SECTOR ANALYSIS

SECTOR 1 = FL to I1, SECTOR 2 = I1 to I2, SECTOR 3 = I2 to FL, DIFF = Difference To Personal Best Lap

5 -	46.225	105.5	45.348	27.952	93.0	1:59.525	85.00	0.727	14:40:17.086
6 -	46.152	106.6	45.254	27.839	93.7	1:59.245 (3)	85.20	0.447	14:42:16.331
7 -	45.885	107.2	45.335	27.921	94.1	1:59.141 (2)	85.27	0.343	14:44:15.472
8 -	46.756	106.0	44.956	27.887	92.8	1:59.599	84.95	0.801	14:46:15.071
9 -	46.264	105.3	45.090	28.048	93.7	1:59.402	85.09	0.604	14:48:14.473
10 -	45.824	107.3	45.005	27.969	91.6	1:58.798 (1)	85.52		14:50:13.271
11 -	46.260	105.5	45.392	28.115	92.4	1:59.767	84.83	0.969	14:52:13.038
12 -	46.122	105.1	45.504	28.346	92.0	1:59.972	84.68	1.174	14:54:13.010
13 -	53.415	107.3	45.416	28.049	93.7	2:06.880	80.07	8.082	14:56:19.890
14 -	46.106	105.5	45.619	28.022	93.0	1:59.747	84.84	0.949	14:58:19.637
15 -	45.806	105.3	46.315	28.813	92.8	2:00.934	84.01	2.136	15:00:20.571

P22 34 W		Selina LIEBSCHNER			Moriwaki				
IDEAL LAP TIME : 1:58.774		BEST LAP TIME : 1:59.170			DIFFERENCE : 0.396				
LAP	SECTOR 1	SECTOR 2	SECTOR 3	LAP TIME	MPH	DIFF	TIME OF DAY		
1 -	OUTLAP	109.2	46.219	28.942	91.4		14:32:04.522		
2 -	49.704	106.8	46.172	28.436	91.4	2:04.312	14:34:08.834		
3 -	46.376	107.3	46.352	28.482	91.6	2:01.210	14:36:10.044		
4 -	46.659	106.8	45.286	27.973	92.0	1:59.918	14:38:09.962		
5 -	46.210	106.1	45.611	28.087	91.3	1:59.908	14:40:09.870		
6 -	46.542	109.6	44.912	27.828	93.2	1:59.282 (2)	14:42:09.152		
7 -	47.555	106.5	45.385	28.119	92.8	2:01.059	14:44:10.211		
8 -	46.263	107.0	45.138	28.251	91.6	1:59.652 (3)	14:46:09.863		
9 -	46.689	105.6	46.016	IN PIT		2:09.494 P	14:48:19.357		
10 -	OUTLAP	104.8	45.508	28.351	91.3	2:26.605	14:50:45.962		
11 -	46.221	105.0	45.396	28.069	92.6	1:59.686	14:52:45.648		
12 -	46.034	105.5	45.015	28.121	91.8	1:59.170 (1)	14:54:44.818		
13 -	46.715	104.6	45.315	27.995	92.2	2:00.025	14:56:44.843		
14 -	46.795	104.6	46.836	30.927	90.3	2:04.558	14:58:49.401		
15 -	48.584	104.8	50.690	31.723	89.4	2:10.997	15:01:00.398		

P23 35		Ricardo PICCIUTO			Moriwaki				
IDEAL LAP TIME : 1:59.511		BEST LAP TIME : 1:59.872			DIFFERENCE : 0.361				
LAP	SECTOR 1	SECTOR 2	SECTOR 3	LAP TIME	MPH	DIFF	TIME OF DAY		
1 -	OUTLAP	109.1	46.802	29.158	89.2		14:32:03.893		
2 -	47.858	108.0	45.824	28.370	90.9	2:02.052	14:34:05.945		
3 -	46.983	105.1	45.190	28.053	91.6	2:00.226 (3)	14:36:06.171		
4 -	46.461	104.8	45.267	28.144	91.4	1:59.872 (1)	14:38:06.043		
5 -	46.668	108.7	45.199	28.100	93.0	1:59.967 (2)	14:40:06.010		
6 -	47.621	105.1	45.501	28.278	92.2	2:01.400	14:42:07.410		
7 -	47.430	103.8	45.961	28.495	92.2	2:01.886	14:44:09.296		
8 -	47.193	103.4	45.638	27.934	93.0	2:00.765	14:46:10.061		
9 -	46.658	106.0	45.707	28.110	91.4	2:00.475	14:48:10.536		
10 -	46.610	103.7	45.562	28.054	92.0	2:00.226 (3)	14:50:10.762		
11 -	49.661	106.3	45.116	28.270	92.4	2:03.047	14:52:13.809		
12 -	47.569	96.0	49.481	IN PIT		2:17.621 P	14:54:31.430		
13 -	OUTLAP	107.2	45.378	28.587	89.2	4:14.254	14:58:45.684		
14 -	47.184	103.7	45.520	28.641	92.0	2:01.345	15:00:47.029		

P24 83 W		Lachlan EPIS			Moriwaki				
IDEAL LAP TIME : 1:59.519		BEST LAP TIME : 2:00.518			DIFFERENCE : 0.999				
LAP	SECTOR 1	SECTOR 2	SECTOR 3	LAP TIME	MPH	DIFF	TIME OF DAY		
1 -	OUTLAP	109.4	45.931	28.571	92.0		14:32:02.076		
2 -	46.510	107.7	45.253	29.271	88.4	2:01.034	14:34:03.110		
3 -	47.584	106.8	45.145	28.277	91.6	2:01.006 (3)	14:36:04.116		
4 -	46.596	105.5	45.737	28.918	89.1	2:01.251	14:38:05.367		
5 -	47.237	106.1	45.417	27.864	90.1	2:00.518 (1)	14:40:05.885		
6 -	50.385	105.5	45.541	IN PIT		2:08.152 P	14:42:14.037		
7 -	OUTLAP	101.8	47.506	28.838	86.8	3:16.046	14:45:30.083		
8 -	47.171	105.8	45.276	34.733	73.2	2:07.180	14:47:37.263		
9 -	49.661	105.5	46.318	IN PIT		2:09.560 P	14:49:46.823		
10 -	OUTLAP	104.6	46.024	28.470	91.4	3:12.102	14:52:58.925		

Assen

Circuit Length = 2.8222 miles

Start: 14:30 Flag 15:00 End: 15:02

Weather / Track : Bright / Dry

MCRCB BULLETIN TK116

2014 MCE British Superbike Championship - Round 10

2014 Moriwaki 250 Junior Cup

QUALIFYING 2 - SECTOR ANALYSIS

SECTOR 1 = FL to I1, SECTOR 2 = I1 to I2, SECTOR 3 = I2 to FL, DIFF = Difference To Personal Best Lap

11 -	47.173	104.6	46.045	28.535	90.5	2:01.753	83.44	1.235	14:55:00.678
12 -	46.766	104.6	45.516	28.536	90.3	2:00.818 (2)	84.09	0.300	14:57:01.496
13 -	46.696	104.3	47.285	30.472	90.7	2:04.453	81.63	3.935	14:59:05.949
14 -	48.603	102.4	48.408	29.724	91.6	2:06.735	80.16	6.217	15:01:12.684

P25 7		Jaron NOOREN				Moriwaki			
IDEAL LAP TIME : 2:03.186		BEST LAP TIME : 2:04.063		DIFFERENCE : 0.877					
LAP	SECTOR 1	SECTOR 2	SECTOR 3	LAP TIME	MPH	DIFF	TIME OF DAY		
1 -		105.0	47.171	28.881	88.4				14:32:06.800
2 -	51.966	103.2	47.069	29.741	87.2	2:08.776	78.89	4.713	14:34:15.576
3 -	49.073	103.7	46.680	28.977	89.2	2:04.730	81.45	0.667	14:36:20.306
4 -	48.362	102.9	47.348	29.300	88.4	2:05.010	81.27	0.947	14:38:25.316
5 -	47.944	102.6	47.238	29.131	89.2	2:04.313 (3)	81.73	0.250	14:40:29.629
6 -	47.793	102.9	46.939	29.350	86.0	2:04.082 (2)	81.88	0.019	14:42:33.711
7 -	52.405	101.8	47.807	29.183	88.0	2:09.395	78.52	5.332	14:44:43.106
8 -	48.412	101.9	47.063	28.941	90.1	2:04.416	81.66	0.353	14:46:47.522
9 -	48.294	101.8	47.334	29.018	90.0	2:04.646	81.51	0.583	14:48:52.168
10 -	47.884	102.2	47.297	28.882	88.2	2:04.063 (1)	81.89		14:50:56.231
11 -	49.409	103.7	46.717	28.973	89.8	2:05.099	81.21	1.036	14:53:01.330
12 -	49.906	99.7	47.569	IN PIT		2:11.079 P	77.51	7.016	14:55:12.409
13 -	OUTLAP	103.4	46.771	29.597	85.7	2:27.696	68.79	23.633	14:57:40.105
14 -	50.967	102.2	46.984	28.964	88.5	2:06.915	80.05	2.852	14:59:47.020
15 -	47.858	102.6	46.512	30.370	80.1	2:04.740	81.45	0.677	15:01:51.760

MCRCB BULLETIN TK117**2014 MCE British Superbike Championship - Round 10****2014 Moriwaki 250 Junior Cup****QUALIFYING 2 - BEST SPEEDS**

POS	SECTOR 1			SECTOR 2			FINISH LINE		
	NO	NAME	MPH	NO	NAME	MPH	NO	NAME	MPH
1	36	Sander KROEZE	112.5				4	Filip SALAC	98.3
2	49	Philip FREITAG	112.4				69	Rory SKINNER	98.3
3	79	Leon CZICHOS	112.2				114	Patrik PULKKINEN	98.1
4	9	Robert SCHOTMAN	112.0				46	Marcel BRENNER	97.4
5	69	Rory SKINNER	112.0				80	Sebastien FRAGA	97.2
6	19	Adolfo DELGADO	111.6				9	Robert SCHOTMAN	96.8
7	56	Quentin KOERS	111.1				41	Jarno KAUSCH	96.4
8	969	Brandon PAASCH	111.1				79	Leon CZICHOS	96.4
9	4	Filip SALAC	110.7				19	Adolfo DELGADO	96.0
10	44	Kevin ORGIS	110.1				44	Kevin ORGIS	96.0
11	80	Sebastien FRAGA	110.1				62	Vasco van der VALK	96.0
12	114	Patrik PULKKINEN	110.1				969	Brandon PAASCH	95.8
13	41	Jarno KAUSCH	109.8				36	Sander KROEZE	95.3
14	62	Vasco van der VALK	109.8				49	Philip FREITAG	95.3
15	14	Mate LACZKO	109.6				11	Dan JONES	94.9
16	16	Tomas de VRIES	109.6				56	Quentin KOERS	94.7
17	34	Selina LIEBSCHNER	109.6				16	Tomas de VRIES	94.3
18	55	Notis PAPAPAVLOU	109.6				57	Marceils BEZULSKI	94.3
19	83	Lachlan EPIS	109.4				14	Mate LACZKO	94.1
20	35	Ricardo PICCIUTO	109.1				55	Notis PAPAPAVLOU	94.1
21	57	Marceils BEZULSKI	108.5				34	Selina LIEBSCHNER	93.2
22	46	Marcel BRENNER	108.2				59	Alberto NICOLETTI	93.2
23	11	Dan JONES	107.3				35	Ricardo PICCIUTO	93.0
24	59	Alberto NICOLETTI	106.1				83	Lachlan EPIS	92.0
25	7	Jaron NOOREN	105.0				7	Jaron NOOREN	90.1

Weather / Track : Bright / Dry

Assen

Circuit Length = 2.8222 miles

Start: 14:30 Flag 15:00 End: 15:02

Results can be found at www.tsl-timing.com

Printed - 15:06 Saturday, 20 September 2014

MCRCB BULLETIN TK118

2014 MCE British Superbike Championship - Round 10

2014 Moriwaki 250 Junior Cup

QUALIFYING 2 - BEST SECTORS

SECTOR 1			SECTOR 2			SECTOR 3			IDEAL / BEST COMPARISON						
POS	NO	NAME	TIME	NO	NAME	TIME	NO	NAME	TIME	POS	NO	NAME	IDEAL	BEST	DIFF
1	114	PULKKINEN	43.856	114	PULKKINEN	42.639	9	SCHOTMAN	26.375				PERFECT LAP	1:52.870	
2	9	SCHOTMAN	44.201	9	SCHOTMAN	42.758	114	PULKKINEN	26.450	1	114	PULKKINEN	1:52.945	1:52.971	0.026
3	36	KROEZE	44.312	69	SKINNER	42.867	69	SKINNER	26.490	2	9	SCHOTMAN	1:53.334	1:53.334	0.000
4	69	SKINNER	44.336	36	KROEZE	42.991	36	KROEZE	26.531	3	69	SKINNER	1:53.693	1:54.048	0.355
5	4	SALAC	44.577	4	SALAC	43.043	80	FRAGA	26.639	4	36	KROEZE	1:53.834	1:54.027	0.193
6	44	ORGIS	44.685	11	JONES	43.050	4	SALAC	26.649	5	4	SALAC	1:54.269	1:54.409	0.140
7	79	CZICHOS	44.723	80	FRAGA	43.079	46	BRENNER	26.694	6	80	FRAGA	1:54.520	1:54.652	0.132
8	46	BRENNER	44.728	44	ORGIS	43.140	41	KAUSCH	26.702	7	11	JONES	1:54.567	1:54.567	0.000
9	969	PAASCH	44.777	19	DELGADO	43.181	11	JONES	26.704	8	46	BRENNER	1:54.654	1:55.108	0.454
10	41	KAUSCH	44.795	46	BRENNER	43.232	79	CZICHOS	26.868	9	44	ORGIS	1:54.755	1:55.755	1.000
11	80	FRAGA	44.802	56	KOERS	43.307	49	FREITAG	26.869	10	41	KAUSCH	1:54.949	1:55.780	0.831
12	62	VALK	44.808	62	VALK	43.309	62	VALK	26.891	11	62	VALK	1:55.008	1:55.176	0.168
13	11	JONES	44.813	41	KAUSCH	43.452	19	DELGADO	26.924	12	19	DELGADO	1:55.017	1:56.021	1.004
14	56	KOERS	44.909	79	CZICHOS	43.466	44	ORGIS	26.930	13	79	CZICHOS	1:55.057	1:55.366	0.309
15	19	DELGADO	44.912	49	FREITAG	43.488	56	KOERS	27.018	14	56	KOERS	1:55.234	1:55.912	0.678
16	49	FREITAG	45.090	55	PAPAPAVLOU	43.600	55	PAPAPAVLOU	27.190	15	49	FREITAG	1:55.447	1:55.497	0.050
17	55	PAPAPAVLOU	45.141	16	VRIES	43.702	969	PAASCH	27.246	16	969	PAASCH	1:55.823	1:55.823	0.000
18	16	VRIES	45.442	969	PAASCH	43.800	16	VRIES	27.361	17	55	PAPAPAVLOU	1:55.931	1:55.976	0.045
19	14	LACZKO	45.806	59	NICOLETTI	44.325	59	NICOLETTI	27.590	18	16	VRIES	1:56.505	1:56.530	0.025
20	57	BEZULSKI	45.923	57	BEZULSKI	44.802	34	LIEBSCHNER	27.828	19	59	NICOLETTI	1:57.898	1:58.183	0.285
21	59	NICOLETTI	45.983	34	LIEBSCHNER	44.912	14	LACZKO	27.839	20	57	BEZULSKI	1:58.583	1:58.750	0.167
22	34	LIEBSCHNER	46.034	14	LACZKO	44.956	57	BEZULSKI	27.858	21	14	LACZKO	1:58.601	1:58.798	0.197
23	35	PICCIUTO	46.461	35	PICCIUTO	45.116	83	EPIS	27.864	22	34	LIEBSCHNER	1:58.774	1:59.170	0.396
24	83	EPIS	46.510	83	EPIS	45.145	35	PICCIUTO	27.934	23	35	PICCIUTO	1:59.511	1:59.872	0.361
25	7	NOOREN	47.793	7	NOOREN	46.512	7	NOOREN	28.881	24	83	EPIS	1:59.519	2:00.518	0.999
										25	7	NOOREN	2:03.186	2:04.063	0.877

Weather / Track : Bright / Dry

Assen

Circuit Length = 2.8222 miles

Start: 14:30 Flag 15:00 End: 15:02

Results can be found at www.tsl-timing.com

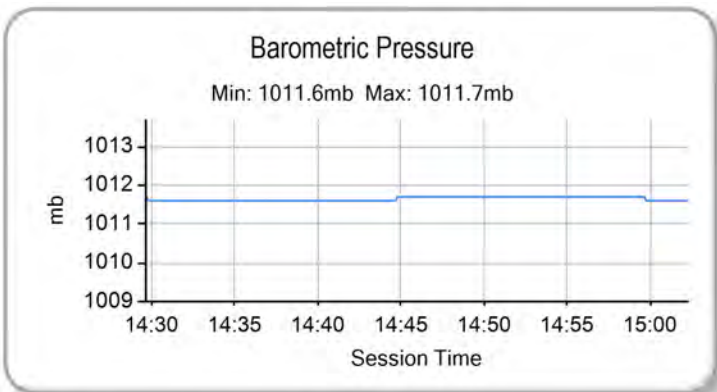
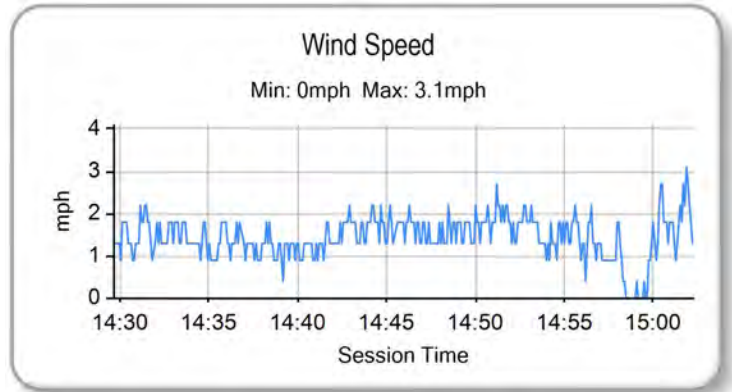
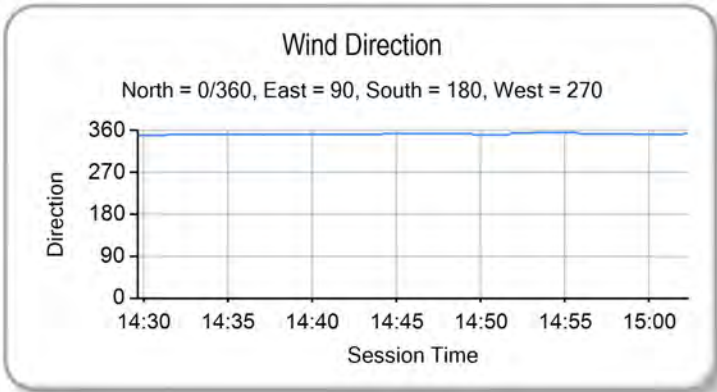
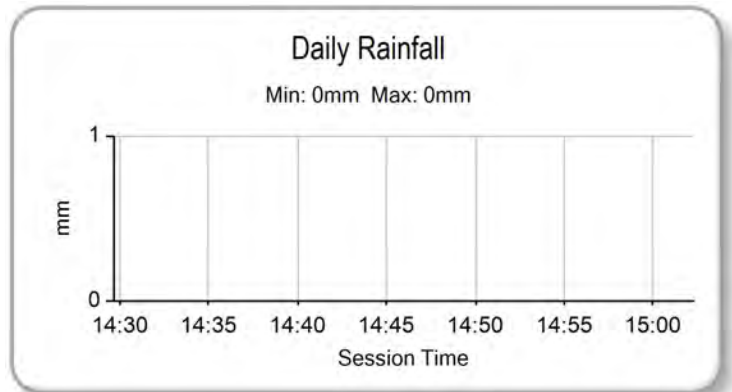
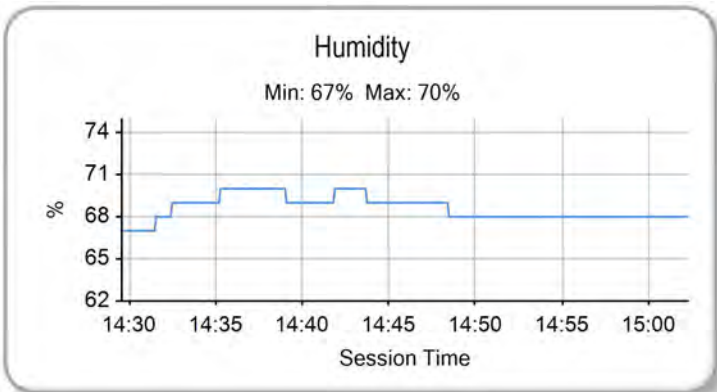
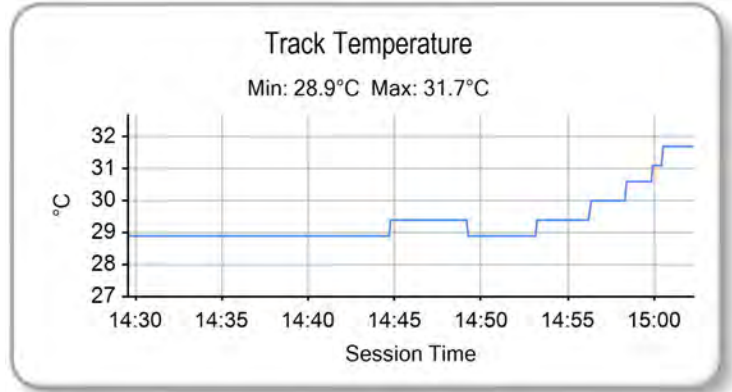
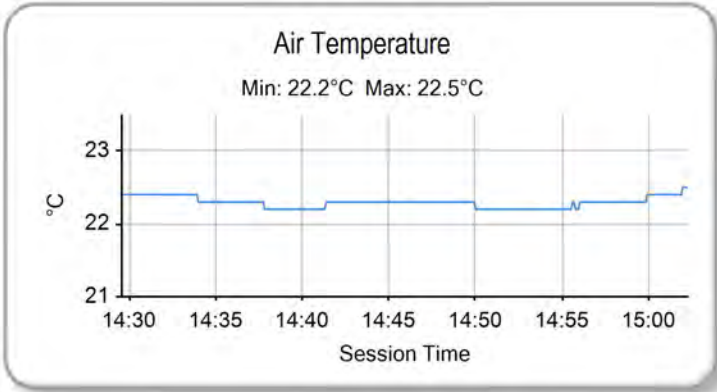
Printed - 15:06 Saturday, 20 September 2014

MCRCB BULLETIN TK119

2014 MCE British Superbike Championship - Round 10

2014 Moriwaki 250 Junior Cup

QUALIFYING 2 - WEATHER CONDITIONS



Weather / Track : Bright / Dry

Assen
Circuit Length = 2.8222 miles
Start: 14:30 Flag 15:00 End: 15:02

Results can be found at www.tsl-timing.com

Printed - 15:06 Saturday, 20 September 2014

MCRCB BULLETIN TK207

2014 MCE British Superbike Championship - Round 10

2014 Moriwaki 250 Junior Cup

RACE 6 - CLASSIFICATION



POS	NO	CL	PIC NAME	NAT	ENTRY	LAPS	TIME	GAP	DIFF	MPH	BEST	ON
1	9	W	1 Robert SCHOTMAN	NED	Moriwaki	10	19:07.715			88.52	1:53.895	3
2	114		1 Patrik PULKKINEN	FIN	Moriwaki	10	19:07.720	0.005	0.005	88.52	1:54.007	4
3	69	W	2 Rory SKINNER	GBR	Moriwaki	10	19:15.967	8.252	8.247	87.89	1:54.502	6
4	49		2 Philip FREITAG	GER	Moriwaki	10	19:17.299	9.584	1.332	87.79	1:54.786	3
5	4		3 Filip SALAC	CZE	Moriwaki	10	19:18.549	10.834	1.250	87.69	1:54.538	8
6	79		4 Leon CZICHOS	GER	Moriwaki	10	19:18.760	11.045	0.211	87.68	1:54.394	8
7	62		5 Vasco van der VALK	NED	Moriwaki	10	19:18.901	11.186	0.141	87.67	1:54.367	9
8	41		6 Jarno KAUSCH	SUI	Moriwaki	10	19:20.653	12.938	1.752	87.53	1:54.389	8
9	46		7 Marcel BRENNER	SUI	Moriwaki	10	19:20.660	12.945	0.007	87.53	1:54.570	5
10	19		8 Adolfo DELGADO	MEX	Moriwaki	10	19:20.875	13.160	0.215	87.52	1:54.687	5
11	11		9 Dan JONES	GBR	Moriwaki	10	19:21.314	13.599	0.439	87.48	1:55.207	9
12	44		10 Kevin ORGIS	GER	Moriwaki	10	19:31.304	23.589	9.990	86.74	1:55.860	9
13	969	W	3 Brandon PAASCH	USA	Moriwaki	10	19:34.363	26.648	3.059	86.51	1:55.839	8
14	36 *		11 Sander KROEZE	NED	Moriwaki	10	19:38.829	31.114	4.466	86.18	1:54.630	8
15	80		12 Sebastien FRAGA	SUI	Moriwaki	10	19:41.167	33.452	2.338	86.01	1:56.694	5
16	55		13 Notis PAPAPAVLOU	GRE	Moriwaki	10	19:44.497	36.782	3.330	85.77	1:57.215	6
17	34	W	4 Selina LIEBSCHNER	GER	Moriwaki	10	19:55.313	47.598	10.816	84.99	1:58.267	4
18	14		14 Mate LACZKO	HUN	Moriwaki	10	19:56.315	48.600	1.002	84.92	1:58.066	10
19	59		15 Alberto NICOLETTI	ITA	Moriwaki	10	19:56.480	48.765	0.165	84.91	1:58.357	10
20	16		16 Tomas de VRIES	NED	Moriwaki	10	19:56.566	48.851	0.086	84.91	1:58.142	10
21	83	W	5 Lachlan EPIS	AUS	Moriwaki	10	20:35.789	1:28.074	39.223	82.21	2:00.696	2
22	7		17 Jaron NOOREN	NED	Moriwaki	10	20:36.199	1:28.484	0.410	82.18	2:02.069	7

NOT CLASSIFIED

DNF	56	W	Quentin KOERS	NED	Moriwaki	7	13:43.883	3 Laps	3 Laps	86.32	1:55.584	5
DNF	57		Marceils BEZULSKI	POL	Moriwaki	2	4:09.357	8 Laps	5 Laps	81.49	2:01.342	2
DNF	35		Ricardo PICCIUTO	ITA	Moriwaki	0						

FASTEST LAP

9	W	Robert SCHOTMAN	NED	Moriwaki	3	1:53.895	89.20 mph	143.56 kph
114		Patrik PULKKINEN	FIN	Moriwaki	4	1:54.007	89.11 mph	143.42 kph

* No 36 - 20 second jump start penalty

Weather / Track : Bright / Dry

These results are provisional until the conclusion of any judicial and technical matters.

Assen

Circuit Length = 2.8222 miles

Start: 12:35 Flag 12:54 End: 12:56

Race Director :	Stewards :	Timekeeper :
-----------------	------------	--------------

Results can be found at www.britishsuperbike.com

Printed - 12:56 Sunday, 21 September 2014



MCRCB BULLETIN TK208

2014 MCE British Superbike Championship - Round 10

2014 Moriwaki 250 Junior Cup

RACE 6 - LAP CHART

LAP 1 @ 12:37:37.472

NO	BEHIND	LAP TIME
114		1:58.652
9	0.680	1:59.332
69	1.745	2:00.397
79	2.466	2:01.118
49	2.562	2:01.214
62	2.648	2:01.300
4	2.963	2:01.615
46	2.969	2:01.621
11	3.283	2:01.935
36	3.610	2:02.262
41	3.616	2:02.268
19	3.869	2:02.521
80	5.471	2:04.123
56	5.512	2:04.164
44	5.758	2:04.410
969	6.107	2:04.759
55	6.378	2:05.030
16	6.521	2:05.173
34	6.755	2:05.407
59	7.911	2:06.563
14	8.471	2:07.123
57	9.363	2:08.015
83	10.154	2:08.806
7	14.095	2:12.747

LAP 2 @ 12:39:32.127

NO	BEHIND	LAP TIME
114		1:54.655
9	0.447	1:54.422
69	2.917	1:55.827
49	3.085	1:55.178
62	3.191	1:55.198
79	3.336	1:55.525
4	3.503	1:55.195
46	3.793	1:55.479
36	4.143	1:55.188
11	4.489	1:55.861
41	4.623	1:55.662
19	4.780	1:55.566
44	8.308	1:57.205
56	8.436	1:57.579
969	8.684	1:57.232
80	9.619	1:58.803
55	10.278	1:58.555
16	10.398	1:58.532
34	10.613	1:58.513
59	12.918	1:59.662
14	13.255	1:59.439
57	16.050	2:01.342
83	16.195	2:00.696
7	23.490	2:04.050

LAP 3 @ 12:41:26.384

NO	BEHIND	LAP TIME
114		1:54.257
9	0.085	1:53.895
49	3.614	1:54.786
69	3.842	1:55.182
62	3.923	1:54.989
79	4.760	1:55.681
4	4.828	1:55.582

Weather / Track : Bright / Dry

Results can be found at www.tsl-timing.com

46	5.064	1:55.528
36	5.089	1:55.203
41	5.202	1:54.836
19	5.469	1:54.946
11	5.713	1:55.481
44	10.919	1:56.868
56	11.259	1:57.080
969	11.342	1:56.915
80	12.774	1:57.412
55	14.422	1:58.401
34	15.602	1:59.246
16	15.878	1:59.737
59	18.008	1:59.347
14	18.337	1:59.339
7	32.039	2:02.806
83	33.273	2:11.335

LAP 4 @ 12:43:20.391

NO	BEHIND	LAP TIME
114		1:54.007
9	0.096	1:54.018
49	5.244	1:55.637
69	5.442	1:55.607
62	5.539	1:55.623
79	5.979	1:55.226
4	6.179	1:55.358
41	6.287	1:55.092
36	6.624	1:55.542
46	6.902	1:55.845
11	7.174	1:55.468
19	7.531	1:56.069
44	13.178	1:56.266
969	13.503	1:56.168
56	13.788	1:56.536
80	15.859	1:57.092
55	17.681	1:57.266
34	19.862	1:58.267
16	20.181	1:58.310
59	23.062	1:59.061
14	23.135	1:58.805
83	40.222	2:00.956
7	40.532	2:02.500

LAP 5 @ 12:45:14.499

NO	BEHIND	LAP TIME
114		1:54.108
9	0.123	1:54.135
69	6.484	1:55.150
49	6.589	1:55.453
62	6.989	1:55.558
79	7.198	1:55.327
46	7.364	1:54.570
36	7.438	1:54.922
4	7.712	1:55.641
41	7.847	1:55.668
19	8.110	1:54.687
11	8.332	1:55.266
44	15.008	1:55.938
56	15.264	1:55.584
969	15.674	1:56.279
80	18.445	1:56.694
55	20.944	1:57.371
34	24.450	1:58.696
16	24.614	1:58.541

59	27.669	1:58.715
14	27.887	1:58.860
83	48.424	2:02.310
7	49.150	2:02.726

LAP 6 @ 12:47:08.615

NO	BEHIND	LAP TIME
114		1:54.116
9	0.125	1:54.118
69	6.870	1:54.502
49	7.464	1:54.991
79	8.777	1:55.695
46	8.879	1:55.631
4	8.940	1:55.344
36	9.201	1:55.879
41	9.357	1:55.626
62	9.523	1:56.650
19	9.826	1:55.832
11	10.011	1:55.795
44	16.938	1:56.046
56	17.425	1:56.277
969	17.611	1:56.053
80	21.289	1:56.960
55	24.043	1:57.215
34	29.249	1:58.915
16	29.346	1:58.848
59	32.297	1:58.744
14	32.317	1:58.546
83	56.770	2:02.462
7	57.342	2:02.308

LAP 7 @ 12:49:03.249

NO	BEHIND	LAP TIME
114		1:54.634
9	0.146	1:54.655
69	7.091	1:54.855
49	7.731	1:54.901
4	9.894	1:55.588
36	10.037	1:55.470
46	10.224	1:55.979
79	10.451	1:56.308
19	10.497	1:55.305
62	10.580	1:55.691
11	10.730	1:55.353
41	10.856	1:56.133
44	18.453	1:56.149
56	19.454	1:56.663
969	19.607	1:56.630
80	24.095	1:57.440
55	26.635	1:57.226
34	33.593	1:58.978
16	33.619	1:58.907
14	36.381	1:58.698
59	36.608	1:58.945
83	1:04.357	2:02.221
7	1:04.777	2:02.069

LAP 8 @ 12:50:57.499

NO	BEHIND	LAP TIME
114		1:54.250
9	0.111	1:54.215
69	7.637	1:54.796
49	8.304	1:54.823

4	10.182	1:54.538
36	10.417	1:54.630
79	10.595	1:54.394
46	10.687	1:54.713
62	10.808	1:54.478
41	10.995	1:54.389
19	11.194	1:54.947
11	12.003	1:55.523
44	20.260	1:56.057
969	21.196	1:55.839
80	27.386	1:57.541
55	30.111	1:57.726
34	38.033	1:58.690
59	41.080	1:58.722
14	41.166	1:59.035
16	41.455	2:02.086
83	1:12.507	2:02.400
7	1:12.856	2:02.329

LAP 9 @ 12:52:51.995

NO	BEHIND	LAP TIME
9		1:54.385
114	0.114	1:54.610
69	7.873	1:54.732
49	8.657	1:54.849
4	10.490	1:54.804
36	10.580	1:54.659
62	10.679	1:54.367
79	11.182	1:55.083
46	11.660	1:55.469
41	11.699	1:55.200
19	11.737	1:55.039
11	12.714	1:55.207
44	21.624	1:55.860
969	23.542	1:56.842
80	30.336	1:57.446
55	33.253	1:57.638
34	42.967	1:59.430
59	44.948	1:58.364
14	45.074	1:58.404
16	45.249	1:58.290
83	1:20.205	2:02.194
7	1:20.802	2:02.442

LAP 10 @ 12:54:46.535

NO	BEHIND	LAP TIME
9		1:54.540
114	0.005	1:54.431
69	8.252	1:54.919
49	9.584	1:55.467
4	10.834	1:54.884
79	11.045	1:54.403
36	11.114	1:55.074
62	11.186	1:55.047
41	12.938	1:55.779
46	12.945	1:55.825
19	13.160	1:55.963
11	13.599	1:55.425
44	23.589	1:56.505
969	26.648	1:57.646
80	33.452	1:57.656
55	36.782	1:58.069
34	47.598	1:59.171
14	48.600	1:58.066

Assen

Circuit Length = 2.8222 miles

Start: 12:35 Flag 12:54 End: 12:56

Printed - 12:57 Sunday, 21 September 2014

MCRCB BULLETIN TK209**2014 MCE British Superbike Championship - Round 10****2014 Moriwaki 250 Junior Cup****RACE 6 - POSITION CHART**

No	Name	Lap											
		Pos	1	2	3	4	5	6	7	8	9	10	
114	PULKKINEN	1	114	114	114	114	114	114	114	114	114	9	9
9	SCHOTMAN	2	9	9	9	9	9	9	9	9	9	114	114
69	SKINNER	3	69	69	49	49	69	69	69	69	69	69	69
4	SALAC	4	79	49	69	69	49	49	49	49	49	49	49
11	JONES	5	49	62	62	62	62	79	4	4	4	4	4
36	KROEZE	6	62	79	79	79	79	46	36	36	36	36	79
46	BRENNER	7	4	4	4	4	46	4	46	79	62	36	36
80	FRAGA	8	46	46	46	41	36	36	79	46	79	62	62
62	VALK	9	11	36	36	36	4	41	19	62	46	41	41
79	CZICHOS	10	36	11	41	46	41	62	62	41	41	46	46
49	FREITAG	11	41	41	19	11	19	19	11	19	19	19	19
44	ORGIS	12	19	19	11	19	11	11	41	11	11	11	11
41	KAUSCH	13	80	44	44	44	44	44	44	44	44	44	44
56	KOERS	14	56	56	56	969	56	56	56	969	969	969	969
969	PAASCH	15	44	969	969	56	969	969	969	80	80	80	80
55	PAPAPAVLOU	16	969	80	80	80	80	80	80	55	55	55	55
19	DELGADO	17	55	55	55	55	55	55	55	34	34	34	34
16	VRIES	18	16	16	34	34	34	34	34	59	59	14	14
59	NICOLETTI	19	34	34	16	16	16	16	16	14	14	59	59
57	BEZULSKI	20	59	59	59	59	59	59	14	16	16	16	16
14	LACZKO	21	14	14	14	14	14	14	59	83	83	83	83
34	LIEBSCHNER	22	57	57	7	83	83	83	83	7	7	7	7
35	PICCIUTO	23	83	83	83	7	7	7	7				
83	EPIS	24	7	7									
7	NOOREN	25											

Weather / Track : Bright / Dry

Assen

Circuit Length = 2.8222 miles

Start: 12:35 Flag 12:54 End: 12:56

Results can be found at www.tsl-timing.com

Printed - 12:57 Sunday, 21 September 2014

MCRCB BULLETIN TK210

2014 MCE British Superbike Championship - Round 10

2014 Moriwaki 250 Junior Cup

RACE 6 - SECTOR ANALYSIS

SECTOR 1 = FL to I1, SECTOR 2 = I1 to I2, SECTOR 3 = I2 to FL, DIFF = Difference To Personal Best Lap

P1		9 W		Robert SCHOTMAN		Moriwaki					
IDEAL LAP TIME : 1:53.743		BEST LAP TIME : 1:53.895		DIFFERENCE : 0.152							
LAP	SECTOR 1		SECTOR 2		SECTOR 3		LAP TIME	MPH	DIFF	TIME OF DAY	
1 -		110.3		43.306		26.931	95.3	1:59.332	85.14	5.437	12:37:38.152
2 -	44.333	112.9		42.990		27.099	95.1	1:54.422	88.79	0.527	12:39:32.574
3 -	44.185	113.3		42.781		26.929	96.4	1:53.895 (1)	89.20		12:41:26.469
4 -	44.220	112.7		42.774		27.024	96.6	1:54.018 (2)	89.11	0.123	12:43:20.487
5 -	44.253	112.9		42.989		26.893	96.8	1:54.135	89.01	0.240	12:45:14.622
6 -	44.269	112.4		43.035		26.814	97.0	1:54.118 (3)	89.03	0.223	12:47:08.740
7 -	44.411	111.6		43.190		27.054	96.0	1:54.655	88.61	0.760	12:49:03.395
8 -	44.400	111.8		43.031		26.784	97.2	1:54.215	88.95	0.320	12:50:57.610
9 -	44.255	112.2		43.086		27.044	93.9	1:54.385	88.82	0.490	12:52:51.995
10 -	44.621	111.6		43.042		26.877	94.7	1:54.540	88.70	0.645	12:54:46.535

P2		114		Patrik PULKKINEN		Moriwaki					
IDEAL LAP TIME : 1:53.738		BEST LAP TIME : 1:54.007		DIFFERENCE : 0.269							
LAP	SECTOR 1		SECTOR 2		SECTOR 3		LAP TIME	MPH	DIFF	TIME OF DAY	
1 -		112.5		43.152		27.335	96.0	1:58.652	85.62	4.645	12:37:37.472
2 -	43.912	114.1		43.228		27.515	95.5	1:54.655	88.61	0.648	12:39:32.127
3 -	43.941	114.9		42.906		27.410	96.6	1:54.257	88.92	0.250	12:41:26.384
4 -	43.873	113.1		43.131		27.003	96.4	1:54.007 (1)	89.11		12:43:20.391
5 -	44.038	113.3		43.038		27.032	96.8	1:54.108 (2)	89.03	0.101	12:45:14.499
6 -	43.993	112.7		43.164		26.959	97.0	1:54.116 (3)	89.03	0.109	12:47:08.615
7 -	44.407	112.9		43.143		27.084	97.0	1:54.634	88.63	0.627	12:49:03.249
8 -	44.135	112.9		43.029		27.086	97.0	1:54.250	88.92	0.243	12:50:57.499
9 -	44.258	113.9		43.093		27.259	97.4	1:54.610	88.64	0.603	12:52:52.109
10 -	44.389	112.5		43.029		27.013	98.5	1:54.431	88.78	0.424	12:54:46.540

P3		69 W		Rory SKINNER		Moriwaki					
IDEAL LAP TIME : 1:54.359		BEST LAP TIME : 1:54.502		DIFFERENCE : 0.143							
LAP	SECTOR 1		SECTOR 2		SECTOR 3		LAP TIME	MPH	DIFF	TIME OF DAY	
1 -		113.1		43.921		27.270	95.8	2:00.397	84.38	5.895	12:37:39.217
2 -	44.870	114.3		43.474		27.483	95.1	1:55.827	87.71	1.325	12:39:35.044
3 -	44.532	113.9		43.113		27.537	95.5	1:55.182	88.20	0.680	12:41:30.226
4 -	44.814	114.3		43.396		27.397	96.6	1:55.607	87.88	1.105	12:43:25.833
5 -	44.925	112.2		43.198		27.027	95.5	1:55.150	88.23	0.648	12:45:20.983
6 -	44.339	111.2		43.100		27.063	96.2	1:54.502 (1)	88.73		12:47:15.485
7 -	44.404	111.1		43.288		27.163	96.2	1:54.855	88.46	0.353	12:49:10.340
8 -	44.446	111.8		43.138		27.212	95.8	1:54.796 (3)	88.50	0.294	12:51:05.136
9 -	44.240	112.5		43.092		27.400	94.7	1:54.732 (2)	88.55	0.230	12:52:59.868
10 -	44.346	111.1		43.343		27.230	96.4	1:54.919	88.41	0.417	12:54:54.787

P4		49		Philip FREITAG		Moriwaki					
IDEAL LAP TIME : 1:54.352		BEST LAP TIME : 1:54.786		DIFFERENCE : 0.434							
LAP	SECTOR 1		SECTOR 2		SECTOR 3		LAP TIME	MPH	DIFF	TIME OF DAY	
1 -		114.1		43.639		27.064	96.0	2:01.214	83.81	6.428	12:37:40.034
2 -	44.552	113.5		43.098		27.528	94.9	1:55.178	88.21	0.392	12:39:35.212
3 -	44.684	113.9		43.011		27.091	94.1	1:54.786 (1)	88.51		12:41:29.998
4 -	44.941	110.5		43.729		26.967	94.5	1:55.637	87.86	0.851	12:43:25.635
5 -	45.276	112.9		43.293		26.884	96.8	1:55.453	88.00	0.667	12:45:21.088
6 -	44.680	111.1		43.229		27.082	95.5	1:54.991	88.35	0.205	12:47:16.079
7 -	44.580	109.8		43.241		27.080	96.2	1:54.901	88.42	0.115	12:49:10.980
8 -	44.463	111.1		43.251		27.109	96.0	1:54.823 (2)	88.48	0.037	12:51:05.803
9 -	44.458	111.4		43.190		27.201	94.9	1:54.849 (3)	88.46	0.063	12:53:00.652
10 -	44.457	110.3		43.686		27.324	94.9	1:55.467	87.99	0.681	12:54:56.119

P5		4		Filip SALAC		Moriwaki				
IDEAL LAP TIME : 1:54.496		BEST LAP TIME : 1:54.538		DIFFERENCE : 0.042						
LAP	SECTOR 1		SECTOR 2		SECTOR 3		LAP TIME	MPH	DIFF	TIME OF DAY

Weather / Track : Bright / Dry

Assen

Circuit Length = 2.8222 miles

Start: 12:35 Flag 12:54 End: 12:56

MCRCB BULLETIN TK210

2014 MCE British Superbike Championship - Round 10

2014 Moriwaki 250 Junior Cup

RACE 6 - SECTOR ANALYSIS

SECTOR 1 = FL to I1, SECTOR 2 = I1 to I2, SECTOR 3 = I2 to FL, DIFF = Difference To Personal Best Lap

1 -		108.9	44.230	27.580	95.8	2:01.615	83.54	7.077	12:37:40.435
2 -	44.598	117.5	43.456	27.141	97.4	1:55.195	88.19	0.657	12:39:35.630
3 -	44.884	113.5	43.345	27.353	97.0	1:55.582	87.90	1.044	12:41:31.212
4 -	44.584	112.0	43.736	27.038	97.2	1:55.358	88.07	0.820	12:43:26.570
5 -	45.127	112.7	43.385	27.129	98.1	1:55.641	87.85	1.103	12:45:22.211
6 -	44.380	113.1	43.868	27.096	98.9	1:55.344	88.08	0.806	12:47:17.555
7 -	44.678	109.2	43.650	27.260	96.2	1:55.588	87.89	1.050	12:49:13.143
8 -	44.128	110.3	43.330	27.080	96.6	1:54.538 (1)	88.70		12:51:07.681
9 -	44.336	111.2	43.368	27.100	95.3	1:54.804 (2)	88.50	0.266	12:53:02.485
10 -	44.340	109.8	43.403	27.141	95.8	1:54.884 (3)	88.43	0.346	12:54:57.369

P6 79		Leon CZICHOS				Moriwaki			
IDEAL LAP TIME : 1:54.055		BEST LAP TIME : 1:54.394		DIFFERENCE : 0.339					
LAP	SECTOR 1	SECTOR 2	SECTOR 3	LAP TIME	MPH	DIFF	TIME OF DAY		
1 -		114.3	43.637	27.249	93.7	2:01.118	83.88	6.724	12:37:39.938
2 -	44.979	115.9	43.287	27.259	97.0	1:55.525	87.94	1.131	12:39:35.463
3 -	44.699	116.1	43.611	27.371	95.1	1:55.681	87.82	1.287	12:41:31.144
4 -	44.611	112.7	43.502	27.113	96.4	1:55.226	88.17	0.832	12:43:26.370
5 -	45.258	112.2	43.215	26.854	97.0	1:55.327	88.09	0.933	12:45:21.697
6 -	44.691	110.0	43.943	27.061	95.1	1:55.695	87.81	1.301	12:47:17.392
7 -	44.790	110.3	43.773	27.745	94.9	1:56.308	87.35	1.914	12:49:13.700
8 -	44.110	114.5	43.247	27.037	97.0	1:54.394 (1)	88.81		12:51:08.094
9 -	44.771	116.9	43.450	26.862	94.3	1:55.083 (3)	88.28	0.689	12:53:03.177
10 -	44.218	110.7	43.091	27.094	95.8	1:54.403 (2)	88.81	0.009	12:54:57.580

P7 62		Vasco van der VALK				Moriwaki			
IDEAL LAP TIME : 1:54.105		BEST LAP TIME : 1:54.367		DIFFERENCE : 0.262					
LAP	SECTOR 1	SECTOR 2	SECTOR 3	LAP TIME	MPH	DIFF	TIME OF DAY		
1 -		110.3	43.666	27.678	97.2	2:01.300	83.76	6.933	12:37:40.120
2 -	44.599	113.9	43.170	27.429	95.8	1:55.198	88.19	0.831	12:39:35.318
3 -	44.629	112.7	43.058	27.302	95.1	1:54.989 (3)	88.35	0.622	12:41:30.307
4 -	45.153	110.5	43.268	27.202	94.5	1:55.623	87.87	1.256	12:43:25.930
5 -	45.112	110.9	43.266	27.180	94.5	1:55.558	87.92	1.191	12:45:21.488
6 -	44.836	110.1	44.097	27.717	97.0	1:56.650	87.09	2.283	12:47:18.138
7 -	44.934	111.6	43.396	27.361	96.6	1:55.691	87.82	1.324	12:49:13.829
8 -	44.275	112.0	43.312	26.891	97.4	1:54.478 (2)	88.75	0.111	12:51:08.307
9 -	44.298	111.1	43.006	27.063	96.4	1:54.367 (1)	88.83		12:53:02.674
10 -	44.208	109.6	43.413	27.426	95.8	1:55.047	88.31	0.680	12:54:57.721

P8 41		Jarno KAUSCH				Moriwaki			
IDEAL LAP TIME : 1:54.121		BEST LAP TIME : 1:54.389		DIFFERENCE : 0.268					
LAP	SECTOR 1	SECTOR 2	SECTOR 3	LAP TIME	MPH	DIFF	TIME OF DAY		
1 -		110.9	43.698	27.429	95.5	2:02.268	83.09	7.879	12:37:41.088
2 -	44.936	115.3	43.121	27.605	96.2	1:55.662	87.84	1.273	12:39:36.750
3 -	44.333	115.7	43.055	27.448	97.8	1:54.836 (2)	88.47	0.447	12:41:31.586
4 -	44.710	112.5	43.136	27.246	97.0	1:55.092 (3)	88.27	0.703	12:43:26.678
5 -	45.404	114.5	43.116	27.148	98.3	1:55.668	87.83	1.279	12:45:22.346
6 -	44.262	112.5	44.200	27.164	97.8	1:55.626	87.87	1.237	12:47:17.972
7 -	44.658	110.5	43.599	27.876	98.5	1:56.133	87.48	1.744	12:49:14.105
8 -	44.179	114.1	43.216	26.994	98.1	1:54.389 (1)	88.82		12:51:08.494
9 -	44.256	113.3	42.948	27.996	91.3	1:55.200	88.19	0.811	12:53:03.694
10 -	44.603	109.4	43.827	27.349	96.6	1:55.779	87.75	1.390	12:54:59.473

P9 46		Marcel BRENNER				Moriwaki			
IDEAL LAP TIME : 1:54.312		BEST LAP TIME : 1:54.570		DIFFERENCE : 0.258					
LAP	SECTOR 1	SECTOR 2	SECTOR 3	LAP TIME	MPH	DIFF	TIME OF DAY		
1 -		109.2	43.812	28.076	93.0	2:01.621	83.53	7.051	12:37:40.441
2 -	44.928	112.7	43.262	27.289	94.5	1:55.479	87.98	0.909	12:39:35.920
3 -	44.596	112.7	43.534	27.398	94.9	1:55.528	87.94	0.958	12:41:31.448
4 -	44.900	109.6	43.441	27.504	92.2	1:55.845	87.70	1.275	12:43:27.293

Assen

Circuit Length = 2.8222 miles

Start: 12:35 Flag 12:54 End: 12:56

Weather / Track : Bright / Dry

MCRCB BULLETIN TK210

2014 MCE British Superbike Championship - Round 10

2014 Moriwaki 250 Junior Cup

RACE 6 - SECTOR ANALYSIS

SECTOR 1 = FL to I1, SECTOR 2 = I1 to I2, SECTOR 3 = I2 to FL, DIFF = Difference To Personal Best Lap

5 -	44.374	109.8	43.243	26.953	95.3	1:54.570 (1)	88.68		12:45:21.863
6 -	44.482	110.9	44.018	27.131	95.3	1:55.631	87.86	1.061	12:47:17.494
7 -	45.066	112.4	43.439	27.474	95.5	1:55.979	87.60	1.409	12:49:13.473
8 -	44.290	108.0	43.527	26.896	96.2	1:54.713 (2)	88.57	0.143	12:51:08.186
9 -	44.588	112.4	43.126	27.755	88.5	1:55.469 (3)	87.99	0.899	12:53:03.655
10 -	45.031	109.4	43.686	27.108	93.5	1:55.825	87.71	1.255	12:54:59.480

P10 19		Adolfo DELGADO			Moriwaki				
IDEAL LAP TIME : 1:54.198		BEST LAP TIME : 1:54.687			DIFFERENCE : 0.489				
LAP	SECTOR 1	SECTOR 2	SECTOR 3	LAP TIME	MPH	DIFF	TIME OF DAY		
1 -		114.3	43.458	27.656	96.4	2:02.521	82.92	7.834	12:37:41.341
2 -	44.771	117.9	43.411	27.384	96.6	1:55.566	87.91	0.879	12:39:36.907
3 -	44.797	117.3	43.085	27.064	97.4	1:54.946 (2)	88.39	0.259	12:41:31.853
4 -	44.907	113.1	43.837	27.325	95.8	1:56.069	87.53	1.382	12:43:27.922
5 -	44.741	115.7	42.864	27.082	97.0	1:54.687 (1)	88.59		12:45:22.609
6 -	44.465	114.7	43.804	27.563	97.4	1:55.832	87.71	1.145	12:47:18.441
7 -	44.627	112.2	43.246	27.432	95.8	1:55.305	88.11	0.618	12:49:13.746
8 -	44.606	115.7	43.373	26.968	98.1	1:54.947 (3)	88.38	0.260	12:51:08.693
9 -	44.366	117.3	43.344	27.329	93.0	1:55.039	88.31	0.352	12:53:03.732
10 -	44.617	112.7	44.099	27.247	97.6	1:55.963	87.61	1.276	12:54:59.695

P11 11		Dan JONES			Moriwaki				
IDEAL LAP TIME : 1:54.930		BEST LAP TIME : 1:55.207			DIFFERENCE : 0.277				
LAP	SECTOR 1	SECTOR 2	SECTOR 3	LAP TIME	MPH	DIFF	TIME OF DAY		
1 -		111.4	44.084	27.664	95.1	2:01.935	83.32	6.728	12:37:40.755
2 -	44.991	114.3	43.232	27.638	95.1	1:55.861	87.69	0.654	12:39:36.616
3 -	44.900	115.3	43.172	27.409	96.4	1:55.481	87.98	0.274	12:41:32.097
4 -	44.877	114.9	43.490	27.101	95.5	1:55.468	87.99	0.261	12:43:27.565
5 -	44.940	113.5	43.196	27.130	96.4	1:55.266 (2)	88.14	0.059	12:45:22.831
6 -	44.797	112.5	43.427	27.571	97.2	1:55.795	87.74	0.588	12:47:18.626
7 -	44.692	114.3	43.273	27.388	97.2	1:55.353 (3)	88.07	0.146	12:49:13.979
8 -	45.057	110.5	43.246	27.220	95.3	1:55.523	87.94	0.316	12:51:09.502
9 -	44.685	111.4	43.237	27.285	94.1	1:55.207 (1)	88.19		12:53:04.709
10 -	44.657	109.8	43.632	27.136	96.0	1:55.425	88.02	0.218	12:55:00.134

P12 44		Kevin ORGIS			Moriwaki				
IDEAL LAP TIME : 1:55.603		BEST LAP TIME : 1:55.860			DIFFERENCE : 0.257				
LAP	SECTOR 1	SECTOR 2	SECTOR 3	LAP TIME	MPH	DIFF	TIME OF DAY		
1 -		114.1	45.245	27.656	96.2	2:04.410	81.66	8.550	12:37:43.230
2 -	45.223	114.5	44.057	27.925	94.1	1:57.205	86.68	1.345	12:39:40.435
3 -	45.080	112.2	43.950	27.838	95.3	1:56.868	86.93	1.008	12:41:37.303
4 -	44.919	110.7	43.727	27.620	95.5	1:56.266	87.38	0.406	12:43:33.569
5 -	44.863	110.5	43.556	27.519	95.3	1:55.938 (2)	87.63	0.078	12:45:29.507
6 -	44.838	109.8	43.722	27.486	95.8	1:56.046 (3)	87.55	0.186	12:47:25.553
7 -	44.701	109.4	43.917	27.531	96.0	1:56.149	87.47	0.289	12:49:21.702
8 -	44.787	110.3	43.765	27.505	95.1	1:56.057	87.54	0.197	12:51:17.759
9 -	44.891	110.0	43.623	27.346	94.7	1:55.860 (1)	87.69		12:53:13.619
10 -	44.855	109.2	44.002	27.648	95.1	1:56.505	87.20	0.645	12:55:10.124

P13 969 W		Brandon PAASCH			Moriwaki				
IDEAL LAP TIME : 1:55.680		BEST LAP TIME : 1:55.839			DIFFERENCE : 0.159				
LAP	SECTOR 1	SECTOR 2	SECTOR 3	LAP TIME	MPH	DIFF	TIME OF DAY		
1 -		114.7	44.960	28.228	96.4	2:04.759	81.43	8.920	12:37:43.579
2 -	45.338	115.7	43.999	27.895	96.6	1:57.232	86.66	1.393	12:39:40.811
3 -	45.029	115.5	44.225	27.661	97.2	1:56.915	86.90	1.076	12:41:37.726
4 -	44.812	114.1	43.744	27.612	96.4	1:56.168 (3)	87.46	0.329	12:43:33.894
5 -	44.863	114.1	43.915	27.501	96.4	1:56.279	87.37	0.440	12:45:30.173
6 -	44.556	113.9	43.736	27.761	96.2	1:56.053 (2)	87.54	0.214	12:47:26.226
7 -	44.848	112.7	44.301	27.481	98.1	1:56.630	87.11	0.791	12:49:22.856
8 -	44.463	113.1	43.859	27.517	95.1	1:55.839 (1)	87.70		12:51:18.695

Weather / Track : Bright / Dry

Assen

Circuit Length = 2.8222 miles

Start: 12:35 Flag 12:54 End: 12:56

MCRCB BULLETIN TK210

2014 MCE British Superbike Championship - Round 10

2014 Moriwaki 250 Junior Cup

RACE 6 - SECTOR ANALYSIS

SECTOR 1 = FL to I1, SECTOR 2 = I1 to I2, SECTOR 3 = I2 to FL, DIFF = Difference To Personal Best Lap

9 -	44.729	113.1	43.993	28.120	92.6	1:56.842	86.95	1.003	12:53:15.537
10 -	45.016	111.8	44.772	27.858	94.9	1:57.646	86.36	1.807	12:55:13.183

P14 36		Sander KROEZE			Moriwaki						
IDEAL LAP TIME : 1:54.282		BEST LAP TIME : 1:54.630			DIFFERENCE : 0.348						
LAP	SECTOR 1	SECTOR 2	SECTOR 3	LAP TIME	MPH	DIFF	TIME OF DAY				
1 -		111.4	43.385	27.790	93.7	2:02.262	83.10	7.632	12:37:41.082		
2 -	45.004	114.1	43.205	26.979	94.5	1:55.188	88.20	0.558	12:39:36.270		
3 -	44.908	113.7	43.150	27.145	95.3	1:55.203	88.19	0.573	12:41:31.473		
4 -	45.279	113.1	43.332	26.931	94.5	1:55.542	87.93	0.912	12:43:27.015		
5 -	44.844	112.7	43.121	26.957	96.8	1:54.922 (3)	88.40	0.292	12:45:21.937		
6 -	44.630	112.4	43.995	27.254	96.2	1:55.879	87.67	1.249	12:47:17.816		
7 -	44.660	111.6	43.605	27.205	95.3	1:55.470	87.98	0.840	12:49:13.286		
8 -	44.451	113.1	43.024	27.155	94.9	1:54.630 (1)	88.63		12:51:07.916		
9 -	44.633	111.8	42.926	27.100	95.5	1:54.659 (2)	88.61	0.029	12:53:02.575		
10 -	44.958	110.5	43.211	26.905	94.7	1:55.074	88.29	0.444	12:54:57.649		

P15 80		Sebastien FRAGA			Moriwaki						
IDEAL LAP TIME : 1:56.614		BEST LAP TIME : 1:56.694			DIFFERENCE : 0.080						
LAP	SECTOR 1	SECTOR 2	SECTOR 3	LAP TIME	MPH	DIFF	TIME OF DAY				
1 -		109.8	44.632	27.846	92.6	2:04.123	81.85	7.429	12:37:42.943		
2 -	46.112	111.4	44.799	27.892	92.8	1:58.803	85.52	2.109	12:39:41.746		
3 -	45.396	109.2	44.098	27.918	92.6	1:57.412	86.53	0.718	12:41:39.158		
4 -	45.395	108.0	43.934	27.763	92.6	1:57.092 (3)	86.77	0.398	12:43:36.250		
5 -	45.139	106.8	43.856	27.699	92.8	1:56.694 (1)	87.06		12:45:32.944		
6 -	45.059	106.6	44.146	27.755	93.0	1:56.960 (2)	86.86	0.266	12:47:29.904		
7 -	45.300	106.6	44.344	27.796	93.5	1:57.440	86.51	0.746	12:49:27.344		
8 -	45.252	105.8	44.306	27.983	92.6	1:57.541	86.43	0.847	12:51:24.885		
9 -	45.608	105.5	44.080	27.758	91.8	1:57.446	86.50	0.752	12:53:22.331		
10 -	45.624	106.3	44.282	27.750	92.0	1:57.656	86.35	0.962	12:55:19.987		

P16 55		Notis PAPAPAVLOU			Moriwaki						
IDEAL LAP TIME : 1:57.033		BEST LAP TIME : 1:57.215			DIFFERENCE : 0.182						
LAP	SECTOR 1	SECTOR 2	SECTOR 3	LAP TIME	MPH	DIFF	TIME OF DAY				
1 -		109.4	44.695	27.915	94.1	2:05.030	81.26	7.815	12:37:43.850		
2 -	45.243	111.8	44.729	28.583	92.8	1:58.555	85.70	1.340	12:39:42.405		
3 -	45.888	110.3	44.470	28.043	93.0	1:58.401	85.81	1.186	12:41:40.806		
4 -	45.366	108.7	44.018	27.882	93.5	1:57.266 (3)	86.64	0.051	12:43:38.072		
5 -	45.355	108.2	44.169	27.847	93.2	1:57.371	86.56	0.156	12:45:35.443		
6 -	45.282	107.8	44.115	27.818	93.7	1:57.215 (1)	86.67		12:47:32.658		
7 -	45.197	108.0	44.150	27.879	94.1	1:57.226 (2)	86.67	0.011	12:49:29.884		
8 -	45.485	107.0	44.359	27.882	93.0	1:57.726	86.30	0.511	12:51:27.610		
9 -	45.600	108.2	44.144	27.894	92.8	1:57.638	86.36	0.423	12:53:25.248		
10 -	45.464	106.5	44.705	27.900	93.4	1:58.069	86.05	0.854	12:55:23.317		

P17 34 W		Selina LIEBSCHNER			Moriwaki						
IDEAL LAP TIME : 1:57.862		BEST LAP TIME : 1:58.267			DIFFERENCE : 0.405						
LAP	SECTOR 1	SECTOR 2	SECTOR 3	LAP TIME	MPH	DIFF	TIME OF DAY				
1 -		112.2	44.828	28.093	94.5	2:05.407	81.01	7.140	12:37:44.227		
2 -	45.258	116.1	44.594	28.661	94.9	1:58.513 (2)	85.73	0.246	12:39:42.740		
3 -	46.100	110.0	44.934	28.212	93.4	1:59.246	85.20	0.979	12:41:41.986		
4 -	45.654	108.9	44.603	28.010	93.2	1:58.267 (1)	85.90		12:43:40.253		
5 -	45.606	107.0	44.825	28.265	93.4	1:58.696	85.59	0.429	12:45:38.949		
6 -	46.030	108.4	44.730	28.155	93.0	1:58.915	85.44	0.648	12:47:37.864		
7 -	45.632	107.3	45.042	28.304	92.8	1:58.978	85.39	0.711	12:49:36.842		
8 -	45.733	108.4	44.886	28.071	93.5	1:58.690 (3)	85.60	0.423	12:51:35.532		
9 -	45.732	108.0	45.392	28.306	92.4	1:59.430	85.07	1.163	12:53:34.962		
10 -	45.970	106.8	44.906	28.295	92.0	1:59.171	85.25	0.904	12:55:34.133		

Weather / Track : Bright / Dry

Assen

Circuit Length = 2.8222 miles

Start: 12:35 Flag 12:54 End: 12:56

MCRCB BULLETIN TK210

2014 MCE British Superbike Championship - Round 10

2014 Moriwaki 250 Junior Cup

RACE 6 - SECTOR ANALYSIS

SECTOR 1 = FL to I1, SECTOR 2 = I1 to I2, SECTOR 3 = I2 to FL, DIFF = Difference To Personal Best Lap

P18 14		Mate LACZKO		Moriwaki						
IDEAL LAP TIME : 1:57.903		BEST LAP TIME : 1:58.066		DIFFERENCE : 0.163						
LAP	SECTOR 1	SECTOR 2	SECTOR 3	LAP TIME	MPH	DIFF	TIME OF DAY			
1 -		110.0	45.784	28.122	93.0	2:07.123	79.92	9.057	12:37:45.943	
2 -	45.999	111.8	45.054	28.386	93.4	1:59.439	85.06	1.373	12:39:45.382	
3 -	46.167	110.1	45.134	28.038	94.1	1:59.339	85.13	1.273	12:41:44.721	
4 -	45.583	109.8	45.055	28.167	96.2	1:58.805	85.51	0.739	12:43:43.526	
5 -	45.813	107.8	45.093	27.954	95.3	1:58.860	85.48	0.794	12:45:42.386	
6 -	45.588	110.0	45.211	27.747	95.5	1:58.546 (3)	85.70	0.480	12:47:40.932	
7 -	45.523	108.7	45.105	28.070	94.5	1:58.698	85.59	0.632	12:49:39.630	
8 -	45.930	108.9	45.047	28.058	95.3	1:59.035	85.35	0.969	12:51:38.665	
9 -	45.622	109.4	45.080	27.702	95.1	1:58.404 (2)	85.80	0.338	12:53:37.069	
10 -	45.686	108.0	44.749	27.631	94.1	1:58.066 (1)	86.05		12:55:35.135	

P19 59		Alberto NICOLETTI		Moriwaki						
IDEAL LAP TIME : 1:58.108		BEST LAP TIME : 1:58.357		DIFFERENCE : 0.249						
LAP	SECTOR 1	SECTOR 2	SECTOR 3	LAP TIME	MPH	DIFF	TIME OF DAY			
1 -		110.1	45.467	28.089	93.4	2:06.563	80.27	8.206	12:37:45.383	
2 -	46.327	109.8	45.058	28.277	92.4	1:59.662	84.90	1.305	12:39:45.045	
3 -	46.187	108.7	44.936	28.224	92.4	1:59.347	85.13	0.990	12:41:44.392	
4 -	45.952	107.0	45.087	28.022	93.2	1:59.061	85.33	0.704	12:43:43.453	
5 -	46.131	107.8	44.634	27.950	93.4	1:58.715 (3)	85.58	0.358	12:45:42.168	
6 -	45.864	106.0	44.867	28.013	93.7	1:58.744	85.56	0.387	12:47:40.912	
7 -	46.011	106.8	44.793	28.141	93.9	1:58.945	85.41	0.588	12:49:39.857	
8 -	45.985	107.5	44.842	27.895	93.2	1:58.722	85.57	0.365	12:51:38.579	
9 -	45.962	108.4	44.392	28.010	92.4	1:58.364 (2)	85.83	0.007	12:53:36.943	
10 -	45.963	108.2	44.349	28.045	93.7	1:58.357 (1)	85.84		12:55:35.300	

P20 16		Tomas de VRIES		Moriwaki						
IDEAL LAP TIME : 1:57.449		BEST LAP TIME : 1:58.142		DIFFERENCE : 0.693						
LAP	SECTOR 1	SECTOR 2	SECTOR 3	LAP TIME	MPH	DIFF	TIME OF DAY			
1 -		111.4	44.865	27.871	94.5	2:05.173	81.16	7.031	12:37:43.993	
2 -	45.427	112.5	44.544	28.561	93.0	1:58.532	85.71	0.390	12:39:42.525	
3 -	46.328	109.8	44.858	28.551	93.0	1:59.737	84.85	1.595	12:41:42.262	
4 -	45.596	108.7	44.718	27.996	93.5	1:58.310 (3)	85.87	0.168	12:43:40.572	
5 -	45.373	108.7	44.967	28.201	93.5	1:58.541	85.71	0.399	12:45:39.113	
6 -	45.927	107.8	44.842	28.079	94.7	1:58.848	85.48	0.706	12:47:37.961	
7 -	45.604	109.6	45.043	28.260	92.6	1:58.907	85.44	0.765	12:49:36.868	
8 -	49.649	106.3	44.571	27.866	94.1	2:02.086	83.22	3.944	12:51:38.954	
9 -	45.796	110.1	44.825	27.669	94.7	1:58.290 (2)	85.89	0.148	12:53:37.244	
10 -	45.960	107.8	44.407	27.775	94.9	1:58.142 (1)	85.99		12:55:35.386	

P21 83 W		Lachlan EPIS		Moriwaki						
IDEAL LAP TIME : 2:00.102		BEST LAP TIME : 2:00.696		DIFFERENCE : 0.594						
LAP	SECTOR 1	SECTOR 2	SECTOR 3	LAP TIME	MPH	DIFF	TIME OF DAY			
1 -		109.1	45.581	28.554	93.4	2:08.806	78.87	8.110	12:37:47.626	
2 -	46.119	110.9	45.648	28.929	93.4	2:00.696 (1)	84.17		12:39:48.322	
3 -	46.429	109.1	55.825	29.081	91.3	2:11.335	77.36	10.639	12:41:59.657	
4 -	46.607	108.5	45.429	28.920	91.6	2:00.956 (2)	83.99	0.260	12:44:00.613	
5 -	46.945	107.0	46.576	28.789	92.4	2:02.310	83.06	1.614	12:46:02.923	
6 -	47.013	107.7	46.375	29.074	92.8	2:02.462	82.96	1.766	12:48:05.385	
7 -	46.821	107.0	46.225	29.175	92.4	2:02.221	83.12	1.525	12:50:07.606	
8 -	47.054	107.5	46.230	29.116	90.7	2:02.400	83.00	1.704	12:52:10.006	
9 -	46.861	108.0	46.277	29.056	92.2	2:02.194 (3)	83.14	1.498	12:54:12.200	
10 -	47.047	106.6	46.308	29.054	91.3	2:02.409	83.00	1.713	12:56:14.609	

P22 7		Jaron NOOREN		Moriwaki					
IDEAL LAP TIME : 2:01.430		BEST LAP TIME : 2:02.069		DIFFERENCE : 0.639					
LAP	SECTOR 1	SECTOR 2	SECTOR 3	LAP TIME	MPH	DIFF	TIME OF DAY		

Weather / Track : Bright / Dry

Assen

Circuit Length = 2.8222 miles

Start: 12:35 Flag 12:54 End: 12:56

MCRCB BULLETIN TK210

2014 MCE British Superbike Championship - Round 10

2014 Moriwaki 250 Junior Cup

RACE 6 - SECTOR ANALYSIS

SECTOR 1 = FL to I1, SECTOR 2 = I1 to I2, SECTOR 3 = I2 to FL, DIFF = Difference To Personal Best Lap

1 -		105.6	46.778	29.134	89.4	2:12.747	76.53	10.678	12:37:51.567
2 -	47.716	107.8	46.488	29.846	87.8	2:04.050	81.90	1.981	12:39:55.617
3 -	47.490	107.2	46.100	29.216	89.4	2:02.806	82.73	0.737	12:41:58.423
4 -	47.138	105.8	46.420	28.942	92.0	2:02.500	82.94	0.431	12:44:00.923
5 -	47.052	106.6	46.936	28.738	90.9	2:02.726	82.78	0.657	12:46:03.649
6 -	46.862	105.8	46.495	28.951	90.5	2:02.308 (3)	83.07	0.239	12:48:05.957
7 -	46.928	106.5	46.519	28.622	91.3	2:02.069 (1)	83.23		12:50:08.026
8 -	47.240	106.3	46.059	29.030	89.8	2:02.329	83.05	0.260	12:52:10.355
9 -	47.206	107.2	45.946	29.290	90.1	2:02.442	82.97	0.373	12:54:12.797
10 -	47.373	105.3	46.133	28.716	91.4	2:02.222 (2)	83.12	0.153	12:56:15.019

P23 56 W Quentin KOERS

Moriwaki

IDEAL LAP TIME : 1:55.051

BEST LAP TIME : 1:55.584

DIFFERENCE : 0.533

LAP	SECTOR 1	SECTOR 2	SECTOR 3	LAP TIME	MPH	DIFF	TIME OF DAY		
1 -		113.7	44.772	27.562	95.3	2:04.164	81.82	8.580	12:37:42.984
2 -	45.255	111.2	44.385	27.939	96.0	1:57.579	86.41	1.995	12:39:40.563
3 -	45.205	113.9	43.810	28.065	94.1	1:57.080	86.77	1.496	12:41:37.643
4 -	45.757	109.1	43.438	27.341	95.5	1:56.536 (3)	87.18	0.952	12:43:34.179
5 -	44.953	112.0	43.176	27.455	95.8	1:55.584 (1)	87.90		12:45:29.763
6 -	44.642	113.3	43.746	27.889	93.5	1:56.277 (2)	87.37	0.693	12:47:26.040
7 -	45.332	111.8	44.098	27.233	95.3	1:56.663	87.08	1.079	12:49:22.703

P24 57 Marceils BEZULSKI

Moriwaki

IDEAL LAP TIME : 2:00.449

BEST LAP TIME : 2:01.342

DIFFERENCE : 0.893

LAP	SECTOR 1	SECTOR 2	SECTOR 3	LAP TIME	MPH	DIFF	TIME OF DAY		
1 -		110.1	45.448	28.843	92.6	2:08.015	79.36	6.673	12:37:46.835
2 -	46.158	111.1	45.840	29.344	91.1	2:01.342 (1)	83.73		12:39:48.177

MCRCB BULLETIN TK211**2014 MCE British Superbike Championship - Round 10****2014 Moriwaki 250 Junior Cup****RACE 6 - BEST SPEEDS**

POS	SECTOR 1			SECTOR 2			FINISH LINE		
	NO	NAME	MPH	NO	NAME	MPH	NO	NAME	MPH
1	19	Adolfo DELGADO	117.9				4	Filip SALAC	98.9
2	4	Filip SALAC	117.5				41	Jarno KAUSCH	98.5
3	79	Leon CZICHOS	116.9				114	Patrik PULKKINEN	98.5
4	34	Selina LIEBSCHNER	116.1				19	Adolfo DELGADO	98.1
5	41	Jarno KAUSCH	115.7				969	Brandon PAASCH	98.1
6	969	Brandon PAASCH	115.7				62	Vasco van der VALK	97.4
7	11	Dan JONES	115.3				9	Robert SCHOTMAN	97.2
8	114	Patrik PULKKINEN	114.9				11	Dan JONES	97.2
9	44	Kevin ORGIS	114.5				79	Leon CZICHOS	97.0
10	69	Rory SKINNER	114.3				36	Sander KROEZE	96.8
11	36	Sander KROEZE	114.1				49	Philip FREITAG	96.8
12	49	Philip FREITAG	114.1				69	Rory SKINNER	96.6
13	56	Quentin KOERS	113.9				14	Mate LACZKO	96.2
14	62	Vasco van der VALK	113.9				44	Kevin ORGIS	96.2
15	9	Robert SCHOTMAN	113.3				46	Marcel BRENNER	96.2
16	46	Marcel BRENNER	112.7				56	Quentin KOERS	96.0
17	16	Tomas de VRIES	112.5				16	Tomas de VRIES	94.9
18	14	Mate LACZKO	111.8				34	Selina LIEBSCHNER	94.9
19	55	Notis PAPAPAVLOU	111.8				55	Notis PAPAPAVLOU	94.1
20	80	Sebastien FRAGA	111.4				59	Alberto NICOLETTI	93.9
21	57	Marceils BEZULSKI	111.1				80	Sebastien FRAGA	93.5
22	83	Lachlan EPIS	110.9				83	Lachlan EPIS	93.4
23	59	Alberto NICOLETTI	110.1				57	Marceils BEZULSKI	92.6
24	7	Jaron NOOREN	107.8				7	Jaron NOOREN	92.0
25									

Weather / Track : Bright / Dry

Assen

Circuit Length = 2.8222 miles

Start: 12:35 Flag 12:54 End: 12:56

Results can be found at www.tsl-timing.com

Printed - 12:58 Sunday, 21 September 2014

MCRCB BULLETIN TK212

2014 MCE British Superbike Championship - Round 10

2014 Moriwaki 250 Junior Cup

RACE 6 - BEST SECTORS

SECTOR 1			SECTOR 2			SECTOR 3			IDEAL / BEST COMPARISON						
POS	NO	NAME	TIME	NO	NAME	TIME	NO	NAME	TIME	POS	NO	NAME	IDEAL	BEST	DIFF
1	114	PULKKINEN	43.873	9	SCHOTMAN	42.774	9	SCHOTMAN	26.784				PERFECT LAP	1:53.431	
2	79	CZICHOS	44.110	19	DELGADO	42.864	79	CZICHOS	26.854	1	114	PULKKINEN	1:53.738	1:54.007	0.269
3	4	SALAC	44.128	114	PULKKINEN	42.906	49	FREITAG	26.884	2	9	SCHOTMAN	1:53.743	1:53.895	0.152
4	41	KAUSCH	44.179	36	KROEZE	42.926	62	VALK	26.891	3	79	CZICHOS	1:54.055	1:54.394	0.339
5	9	SCHOTMAN	44.185	41	KAUSCH	42.948	46	BRENNER	26.896	4	62	VALK	1:54.105	1:54.367	0.262
6	62	VALK	44.208	62	VALK	43.006	36	KROEZE	26.905	5	41	KAUSCH	1:54.121	1:54.389	0.268
7	69	SKINNER	44.240	49	FREITAG	43.011	114	PULKKINEN	26.959	6	19	DELGADO	1:54.198	1:54.687	0.489
8	46	BRENNER	44.290	79	CZICHOS	43.091	19	DELGADO	26.968	7	36	KROEZE	1:54.282	1:54.630	0.348
9	19	DELGADO	44.366	69	SKINNER	43.092	41	KAUSCH	26.994	8	46	BRENNER	1:54.312	1:54.570	0.258
10	36	KROEZE	44.451	46	BRENNER	43.126	69	SKINNER	27.027	9	49	FREITAG	1:54.352	1:54.786	0.434
11	49	FREITAG	44.457	11	JONES	43.172	4	SALAC	27.038	10	69	SKINNER	1:54.359	1:54.502	0.143
12	969	PAASCH	44.463	56	KOERS	43.176	11	JONES	27.101	11	4	SALAC	1:54.496	1:54.538	0.042
13	56	KOERS	44.642	4	SALAC	43.330	56	KOERS	27.233	12	11	JONES	1:54.930	1:55.207	0.277
14	11	JONES	44.657	44	ORGIS	43.556	44	ORGIS	27.346	13	56	KOERS	1:55.051	1:55.584	0.533
15	44	ORGIS	44.701	969	PAASCH	43.736	969	PAASCH	27.481	14	44	ORGIS	1:55.603	1:55.860	0.257
16	80	FRAGA	45.059	80	FRAGA	43.856	14	LACZKO	27.631	15	969	PAASCH	1:55.680	1:55.839	0.159
17	55	PAPAPAVLOU	45.197	55	PAPAPAVLOU	44.018	16	VRIES	27.669	16	80	FRAGA	1:56.614	1:56.694	0.080
18	34	LIEBSCHNER	45.258	59	NICOLETTI	44.349	80	FRAGA	27.699	17	55	PAPAPAVLOU	1:57.033	1:57.215	0.182
19	16	VRIES	45.373	16	VRIES	44.407	55	PAPAPAVLOU	27.818	18	16	VRIES	1:57.449	1:58.142	0.693
20	14	LACZKO	45.523	34	LIEBSCHNER	44.594	59	NICOLETTI	27.895	19	34	LIEBSCHNER	1:57.862	1:58.267	0.405
21	59	NICOLETTI	45.864	14	LACZKO	44.749	34	LIEBSCHNER	28.010	20	14	LACZKO	1:57.903	1:58.066	0.163
22	83	EPIS	46.119	83	EPIS	45.429	83	EPIS	28.554	21	59	NICOLETTI	1:58.108	1:58.357	0.249
23	57	BEZULSKI	46.158	57	BEZULSKI	45.448	7	NOOREN	28.622	22	83	EPIS	2:00.102	2:00.696	0.594
24	7	NOOREN	46.862	7	NOOREN	45.946	57	BEZULSKI	28.843	23	57	BEZULSKI	2:00.449	2:01.342	0.893
25										24	7	NOOREN	2:01.430	2:02.069	0.639

Weather / Track : Bright / Dry

Assen

Circuit Length = 2.8222 miles

Start: 12:35 Flag 12:54 End: 12:56

Results can be found at www.tsl-timing.com

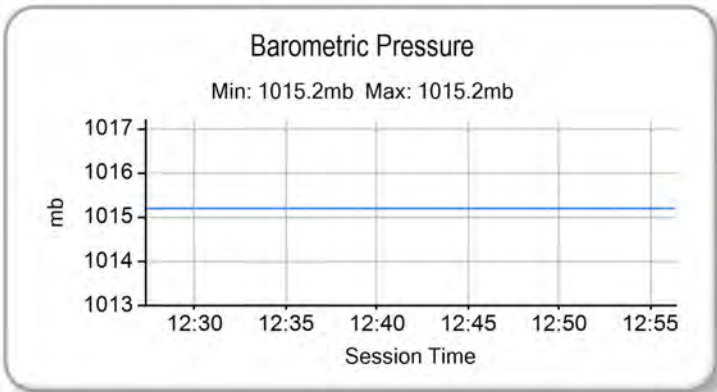
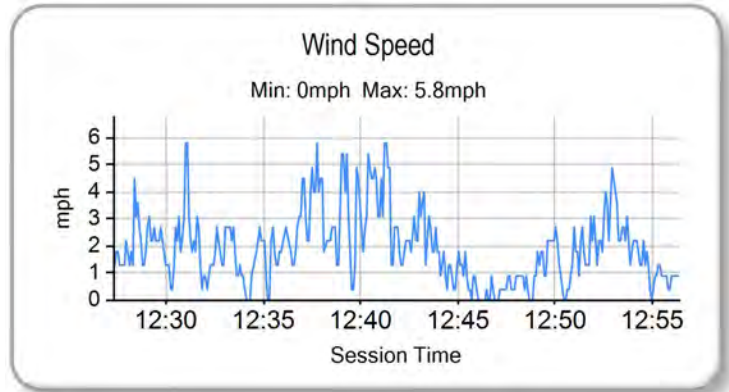
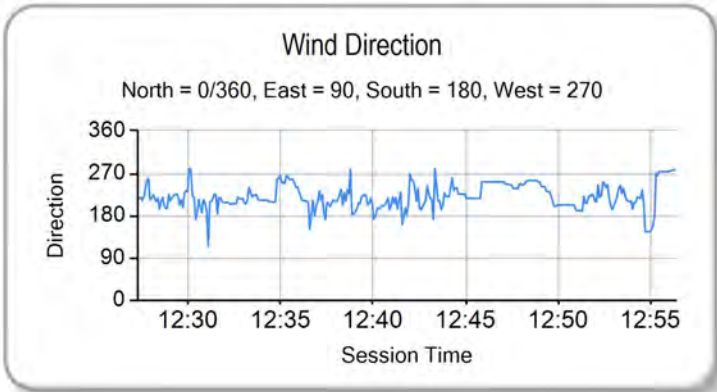
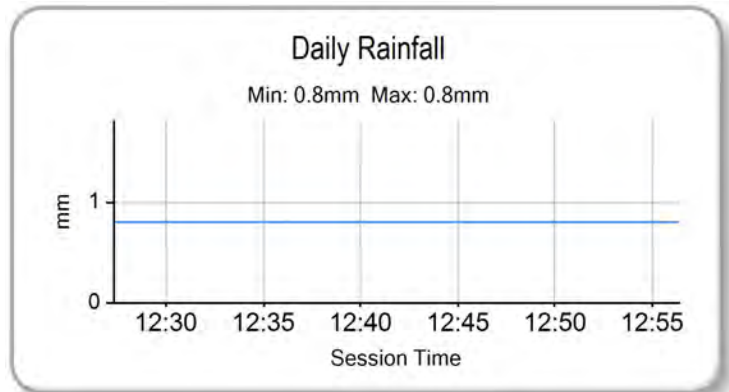
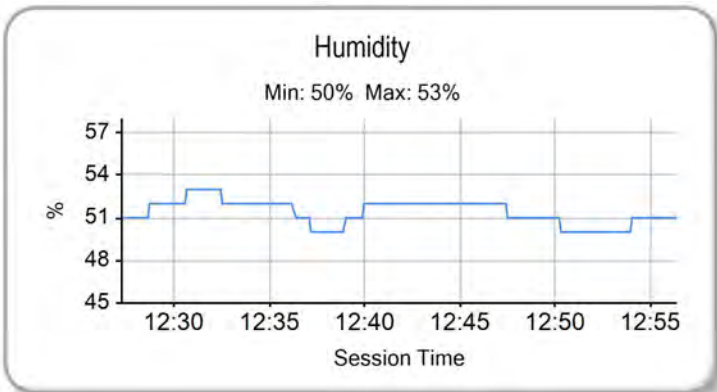
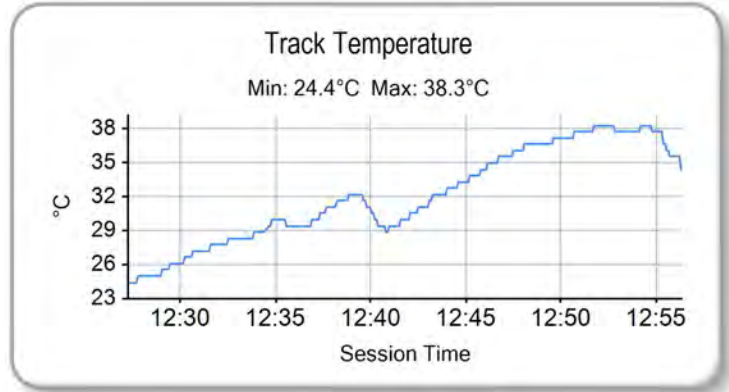
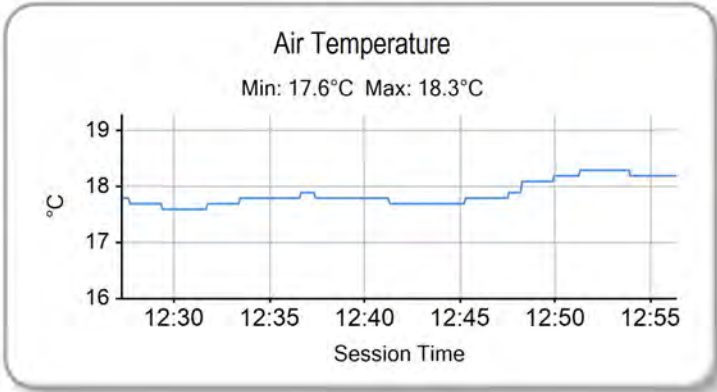
Printed - 12:59 Sunday, 21 September 2014

MCRCB BULLETIN TK213

2014 MCE British Superbike Championship - Round 10

2014 Moriwaki 250 Junior Cup

RACE 6 - WEATHER CONDITIONS



Weather / Track : Bright / Dry

Results can be found at www.tsl-timing.com

Assen
Circuit Length = 2.8222 miles
Start: 12:35 Flag 12:54 End: 12:56

Printed - 12:59 Sunday, 21 September 2014